



Annual Report

2014-2015



JEEViKA

Bihar Rural Livelihoods Promotion Society
State Rural Livelihoods Mission



MISSION STATEMENT

JEEViKA is an initiative of Government of Bihar for poverty alleviation, which aims at social and economic empowerment of the rural poor and improving their livelihoods by developing institutions of the women like SHGs and their federations to enable them to access and negotiate better services, credit and assets from public and private sector agencies and institutions.

Table of Contents

	Page No.
Executive Summary	01-02
Social Inclusion & Mobilization	03-04
Financial Inclusion	05-05
Promotion of Livelihoods	06-08
Skill Development and Placement	10-11
Convergence and Entitlement	12-14
State Resource Cell	15-17
Knowledge Management and Communication	18-20
Statutory Audit Report	22-63



EXECUTIVE SUMMARY

JEEViKA with the mandate to uplift the social and economic life of the rural poor has taken a giant leap towards the promotion of livelihoods and mobilisation of the SHGs being promoted by different Agencies. The year 2014-15 was earmarked as year for "Entitlement and Convergence" which focussed on converging and integrating with various agencies and Govt. Departments for the generation of employment, productivity enhancement and social security.

In the FY 2014-15, the Govt took a decision that the SHGs promoted or to be promoted should be mobilised and nurtured by JEEViKA project. In this regard, MoUs were signed with Women Development Corporation and NABARD. As per the MoUs, 61 federations promoted by WDC signed an agreement to promote livelihoods in their 58,000 groups. 6000 SHGs promoted by NABARD in 4 blocks were handed over to the project.

The manpower recruited during 2013-14 and 2014-15 was deployed in all the 534 blocks. The year also saw mobilisation of more than 25 lakh Households (HHs) into 2 lakh SHGs. This was more than the achievement of the project in six years which was cumulatively 1.65 lakh SHGs. By the end of the FY, the project has mobilised 44.6 Lakh HHs into 3.65 Lakh SHGs federated into 14363 Village Organisations and 231 Cluster level federations.

More than 50,000 SHGs were credit linked with Banks @ of Rs 50 thousand amounting to Rs 283 crore and around 11 thousand SHGs received the second dose of credit to the tune of Rs 1 lakh each. Over 3.5 lakh SHG members were covered under Aam Admi Bima Yojana.

The above two components have always been the strength of the project but the new leap in the promotion of livelihoods in the farm , off farm and non-farm sectors and in convergence changed the psychology of the rural poor which resulted into increased efficiency in terms of technology innovation, partnerships and enterprise promotion. The SCI technique was not only used in the productivity enhancement of the Rice , Wheat but also in the Vegetables .

JEEViKA with the mandate to uplift the social and economic life of the rural poor has taken a giant leap towards the promotion of livelihoods and mobilisation of the SHGs being promoted by

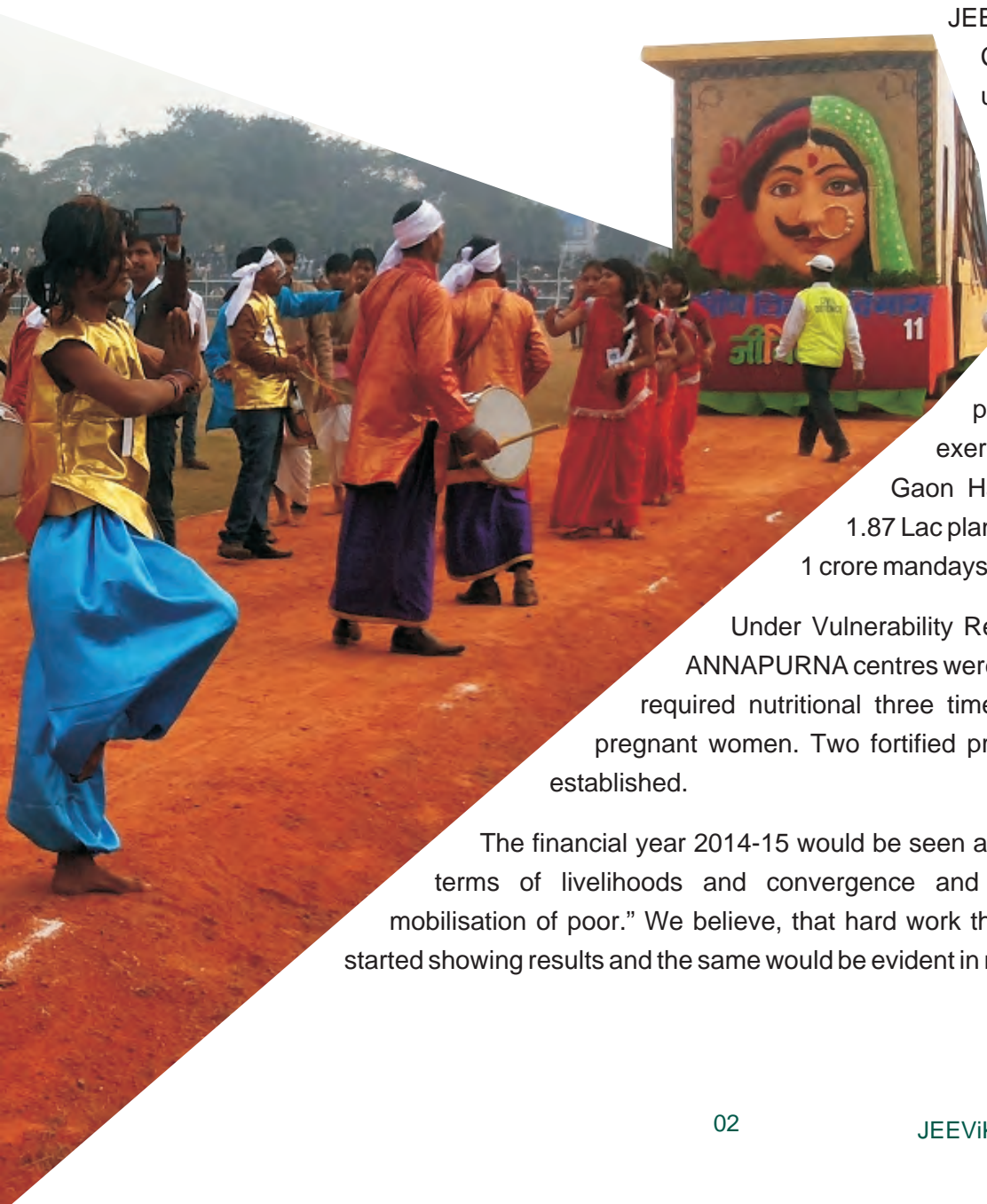


The Promotion of Producer Groups to aggregate farmers for collective marketing was initiated during this year. More than 800 PGs were promoted under farm intervention. JEEViKA collaborated with Techno Serve to aggregate around thousand Maize Cultivating farmers and established a direct link with the NCDEX (an e market limited). A separate MoU was signed with Sharp Global ltd for marketing the extracted mentha oil produced by 625 farmers.

In the Off Farm Sector, 86 mother units of poultry were established mobilising more than 25 thousand SHG HHs and operationalisation of 250 Automated Milk Chilling Unit process was initiated.

The project also facilitated market for rural produce – art and craft through organising and participating in the SARAS Mela. More than 3000 jute growers started making enriched natural fibre products and around 6000 Agarbatti producers were linked with ITC.

Under Deen Dayal Upadhyay Kaushal Vikas Yojana, more than 65 thousand youths were trained out of which 75% are getting placed. In addition to this, 27 thousand youths were trained by RSETIs on income generating activities.



JEEViKA was declared as a Civil Society organisation under Mahatma Gandhi NREGA to implement Cluster Facilitation Team (CFT) model in 25 blocks across 10 districts. The project has also played a major role in intensive participatory planning exercise named as Hamara Gaon Hamari Yojana. A total of 1.87 Lac plans were approved creating 1 crore mandays of work for the FY 15-16.

Under Vulnerability Reduction component, 121 ANNAPURNA centres were established for providing required nutritional three times meal to lactating and pregnant women. Two fortified production units were also established.

The financial year 2014-15 would be seen as a year of “Deepening in terms of livelihoods and convergence and Upscaling in terms of mobilisation of poor.” We believe, that hard work that has been put in, have started showing results and the same would be evident in near future.

SOCIAL INCLUSION & MOBILISATION

JEEViKA plays a proactive role in the building up of self-esteemed institutional architecture of poor followed by their continuous capacity building with Self Help Groups (SHGs) and its federations. The Project has taken up different strategies for all the three different projects – BRLP, NRLP and NRLM. In BRLP, the focus was more on the Communitization of the interventions and processes whereas in NRLP, the focus was on to introduce new interventions–CRPs development and aggregation of community professionals. In NRLM, the focus was to fasten the pace of mobilisation.

INTEGRATION OF PRE Existing SHGs AND FEDERATION

Collaboration with Women Development Corporation and NABARD

An agreement was signed between BRLPS and Women Development Corporation (WDC), Bihar. Subsequently MoUs were signed with 61 WDC promoted federations, with an objective to universalise all the products being promoted by JEEViKA. 6194 SHGs promoted by NABARD across four blocks of Sitamarhi and Madhubani districts were integrated in the project model.

SHGs Promoted Under SGSY

During the year BRLPS focused on integration of different SHGs promoted by other agencies. In this regard, an application was developed to map SHGs. Altogether around 1.45 lakh SHGs were mapped. After,

Figure : 1* Number of SHGs Formed

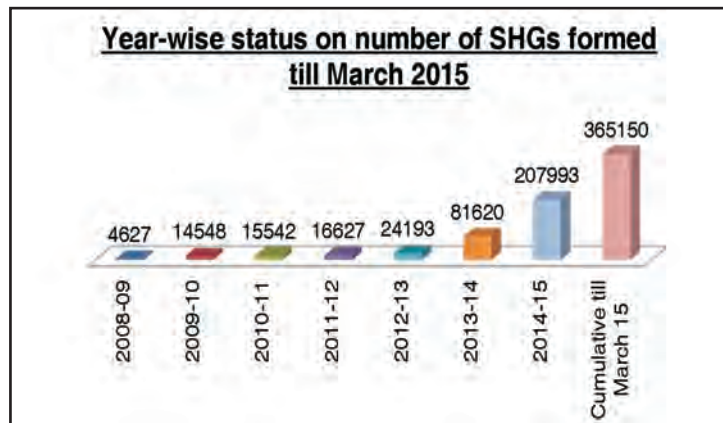
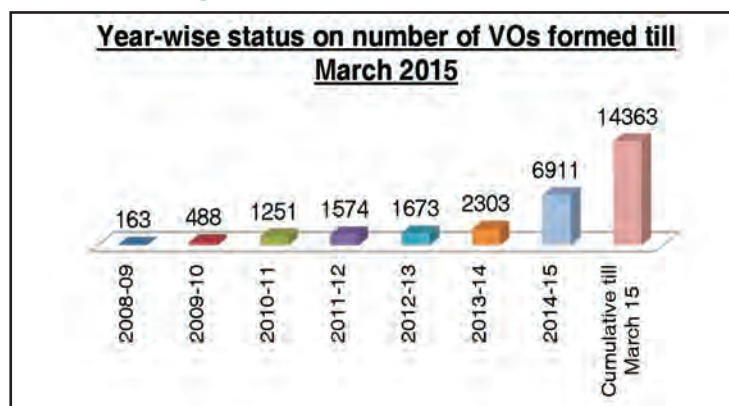


Figure : 2* Number of VO Formed



the grading of SHGs, their adoption was carried out. BRLPS in collaboration with APMAS and PRADAN provided support to CBOs promoted by these agencies in some blocks of Bihar.

Formation of New SHGs

The new Community Resource Persons were identified and trained. Around 8960 CRPs were developed and involved in the formation of new SHGs and revival of old SHGs.

Village Organisation Formation

During the FY 2014-15, focus of the Project was to federate SHGs into Village Organisation. Almost three times more VOs were formed compared to 2013-14. Altogether 6911 Village Organisations were formed bringing the total to 14363 VOs.

Strengthening of Cluster Level Federation

61 CLFs were identified to take up their roles. For this, various capacity building tools were

used to capacitate the project staff and community. The Annual Action Plans were developed and community led grading of the community institutions were initiated by CLF office bearers.

Community led Training & Learning Centre (TLC)

During the Year, Jagriti TLC Muzaffarpur, Eklavya TLC Khagaria, Renu TLC Purnia and Mithilanchal TLC Madhubani were established. The TLC members were oriented and trained on the functioning & TLCs Representative Governing Body monthly meetings were also conducted regularly. These TLCs organized training for Community Resource Persons, Community Mobilizers, Book Keepers, Women Outreach Workers (WOWs), Village Resource Persons and CLF-Book Keepers etc on different subjects like SHG/ VO/CLF concept & management, leadership rotation and VO Books of Records etc.



FINANCIAL INCLUSION



The Project emphasized on leveraging support from the banks to ensure savings account opening and credit linkage of the Self Help Groups and putting an efficient system across to support the same. The process of Micro Insurance successfully completed enrolling members under Aam Admi Bima Yojana and thus a lot of emphasis was put on preparation of community members for the Insurance Renewals. Claim settlement and Scholarship benefits of the eligible policies were put under process to ensure timely disbursement of benefits to the members. Significant work was done to facilitate audit of the Village Organizations.

Making SHGs more bankable

With the inclusion of BRLPs in SLBC, DLCC and BLBCs, the Project had proper platform to raise issues. The Advocacy was done for 2nd dose amounting to Rs 1 lakh for each SHG which the bankers agreed. Mega Credit Camps were organized in all the districts consecutively in July, August and September 2014 and from January to March 2015. It provided an opportunity to sensitize all the stakeholders (SHG members, Banks, Staff of

JEEViKA, Community Cadres etc.) about the importance of leveraging support to SHG members. Altogether 51,403 SHGs were financed and around 11,000 SHGs were provided 2nd dose of credit amounting to Rs 283 crore. In the FY 2014-15, 116783 SHGs saving accounts were opened bringing the total number of SHGs having saving accounts to 211790. By March 2015, a total of 121181 SHGs received credit amounting to Rs 659 crore.

Micro-Insurance coverage to SHG members:

The efforts were made towards taking the products of Micro-insurance among the community and create community based micro insurance processes. Around 3,73,000 SHG members were brought under insurance coverage in this FY. More than 550 death claims worth Rs.1.66 crores were settled in FY 2014-15. The Claim ratio is more than 90%.

Figure : 3* SHGs Credit Linkage Progress

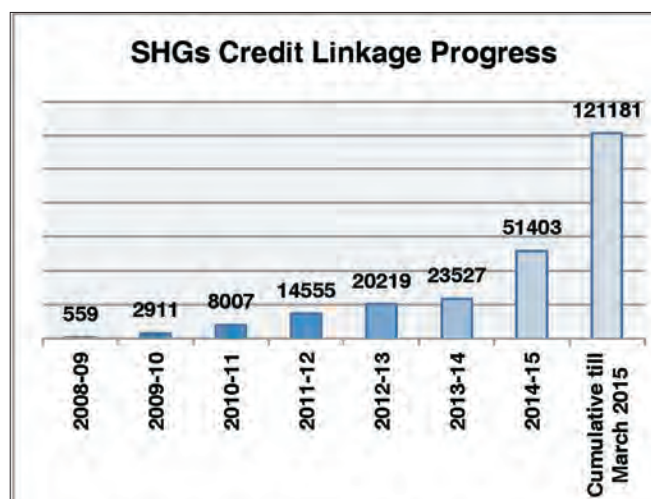
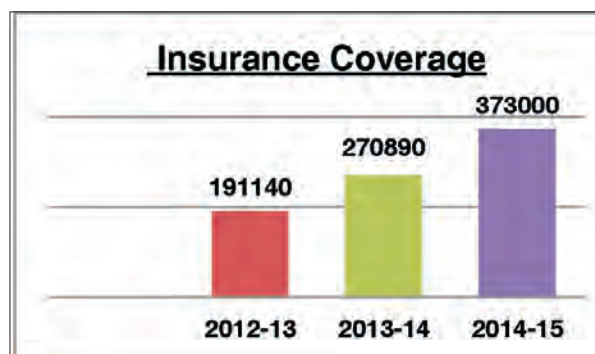


Figure : 4* Insurance Coverage



PROMOTION OF LIVELIHOODS

A multi-dimensional approach was taken to improve the livelihoods of the poor. On one hand, the project focused on increasing the coverage by expanding into newer blocks and districts and organizing the SHG members into Producer Groups. On the other hand, new and improved practices and techniques were introduced for deepening of the existing livelihoods interventions in farm, off-farm and non-farm sectors. Further, new interventions/pilots were also rolled out to increase the livelihoods options available with the SHG members. Thrust was also to strengthen both the forward and backward linkages in all the sectors.

PROMOTING LIVELIHOODS

In farm sector, the project brought innovation and scale in the agriculture practices by introducing the System of Crop Intensification (SCI) into direct seeding of rice, integrated nutrient management of soil while cultivating hybrid varieties of rice and used SRI technique in mixed cropping.

Direct seeding of rice : Cultivation of paddy through direct seeding of rice using SCI technique was piloted with SHG households in Purnia, Madhubani, Khagaria and Saharsa districts. Cultivation of paddy through this technique benefitted the farmers by reducing the cost of cultivation, lowering the dependence on timely rain, reducing cropping period and providing more time for preparation for the next crop. The SHG Households also utilized improved technologies by using seed driller

machines, markers etc.

Hybrid rice cultivation : Looking into the productivity and adaptability of hybrid varieties of rice by farmers, project also supported SHG households to take up this technique. This technique was further integrated with nutrient management of soil. Soil testing of the farmers' field was conducted to assess the actual requirements of fertilizers. The farmers utilized the soil testing report which helped them reduce the cost of cultivation and improve the quality of soil and enhance productivity.



System of Rice Intensification (SRI) & System of Wheat Intensification (SWI) - The project focussed on scaling up already tested and proven technique of SRI and SWI into newer project areas. In order to do so, the project increased its cadre base of Village Resource Persons. Regular trainings for VRPs and

follow-ups were done to scale up SRI and SWI in the project area. As a result, number of farmers taking up SRI and SWI was more than double the last year. Average yield of rice through SRI was 24-26 quintals per acre. Around 1.9 lakh SHG members cultivated wheat through System of Wheat Intensification on around 26 thousand acres of land with an average yield of 20-22 quintals per acre.

Vegetable cultivation : System of Crop Intensification was also used to increase the productivity of vegetable. More than 1.4 lakh SHG members cultivated different types of vegetables.



Table : 1* Progress in Agriculture Intervention

Number of HHs undertook different agriculture activities	Total
System of Rice Intensification (SRI)	201702
Cultivation of paddy through Boro technique	1200
System of Wheat Intensification (SWI)	193884
Households Involved in vegetable(ladies Finger, Brinjal, chilli, tomato, Cauliflower, potato, onion etc)	141824
Households Involved in Maize	13398
Households Involved in Mustard	11262
Households in Kitchen Garden	26563
No. of farmers engaged in ZBNF	24225
No. of farmers undertook mentha cultivation/mint	625 farmers; 334 acres

Kitchen Gardening : Kitchen gardening is another intervention which the project promoted during the year. The objective of the intervention was to ensure that the SHG members get nutritious vegetable and fruits round the year and marketable surplus can bring income too. Over 26 thousand farmers took up kitchen gardening this year.

Empowering women farmers through Mahila Kisan Sashaktikaran Pariyojna (MKSP) : Mahila Kisan Sashaktikaran Pariyojna was taken up in 9 districts of Bihar covering 15 blocks. A total of 58737 new women farmers were organized into 168 Producer Group bringing the total number of Producer Groups to 214 till March 2015. 10827 acres of land was brought under sustainable agriculture in this FY year.

Table : 2* Progress in MKSP

Particulars	FY 14-15	Cumulative progress till March 2015
No. of Revenue villages covered	85	573
Total No. of Mahila Kisans covered	58737	93308
Total area brought under Sustainable agriculture practices (acres)	10827	18353
No. of Mahila Kisan trained under MKSP	55210	88902
Livelihood groups formed	168	214
No. of trainee days for Mahila Kisan	54823	131960
No. of trainee days for Community Resource Persons	2484	5260
No. of CRPs trained and deployed	278	1069

A total of 55210 women farmers were trained on sustainable agriculture practices. Training on sustainable agriculture was also organized for field functionaries and staff. 278 trained CRPs were deployed.

After agriculture, livestock rearing is next biggest sector which provides employment to rural households in Bihar. Gauging its importance, project has been trying to improve the livelihoods of the SHG households by engaging them into

dairy and poultry related activities. Project during this year, focussed on increasing the coverage of both the interventions and also introduce new technologies and system to increase productivity and income from these activities.

\Poultry Intervention: Poultry intervention was scaled up with opening of 86 new Poultry-Mother Units covering 28425 SHG Households. Cumulative no. of Mother Units established till March 2015 is 105. A training pool of Livelihoods Specialists were developed to support the field staff and cadre anchoring the intervention at household level. Trainings and exposure visits were organized for staff and cadre at different levels. More than 5000 SHG members received training on Backyard Poultry.

Dairy Intervention : The focus was to increase the coverage by adding the left outs, increase yield and maximise benefit of the farmers pouring milk. Process was initiated to install 250 Automated Milk Chilling Units (AMCU). The individual business plans were developed for 297 DCSs. The retired veterinarians were placed with district teams to provide technical support to the DCSs. 229 Animal Husbandry Resource Persons were selected & 15 Animal Health camps were organized across the districts. Around 26287 households poured milk at 446 dairy PGs with average milk pouring of 2.5 litres per member per day during this FY.

To create a sustainable business unit at grass root level, some of non-farm interventions like Incense sticks intervention, Art & Craft intervention (Madhubani Painting, Sikki Art, Sujni Art, Lac products), Jute intervention, Bee-keeping intervention along with

various micro entrepreneurial activities was initiated.

By the end of FY 14-15, around 6000 producers of 15 blocks of Gaya and Nalanda districts started rolling incense stick for their additional household income. Approximately 500 artisans of different grades of Madhubani and Muzaffarpur are re-inventing the traditional crafts (Madhubani Painting, Sikki Art & Sujni embroidery) of Bihar to support their family income. More than 3000 jute growers are making improved natural fibre products at their doorsteps to reverse skill drain of Purnia and other Kosi districts. Bee-keeping intervention to enhance crop pollination was successfully piloted with 500 households in six blocks of two districts (Muzaffarpur and Khagaria) which provided a solid base for next scale-up plan.

Livelihoods based Producer Groups- Spearhead teams for leading Producer Groups and Producer Companies were constituted at the state, district and block levels with specific responsibilities. Also, Standard Operating Procedures (SOP) for Producer Groups were put in place. Progress on farm, off-farm and non-farm based Producer Groups in FY 2014-15 are as mentioned below:

Table : 3* Progress in Producer Groups

Types of Producer Groups	PGs Formed	HHs linked	Cumulative no. of PGs till March 2015
Producer Groups in farm sector	842	412750	982
Dairy-Producer Groups	344	26287	446
Poultry-Mother Units	86	28425	105
Producer Groups in non-farm sector	229	13018	260

INTERVENTION TO WATCH

JEEViKA collaborated with Techno Serve to create an aggregation and collective marketing model for the Producer Groups (PGs). A survey was conducted in 20 Producer Groups with 1861 registered members in Dhamdaha block of Purnia district. The survey clearly indicated that maize was having higher (87%) marketable surplus than rice and wheat. Based on the finding JEEViKA with technical assistance from Techno Serve took up following activities during this FY before the actual collection of maize: '

- ✍ 10 PGs were identified for implementation of pilot in Dhamdaha and Mirganj clusters
- ✍ Framework for aggregation of business was defined at granular level
- ✍ Business planning was done at PG and Project Company (PC) level
- ✍ Continued interaction with and trainings of PG & PC members in collaboration with VRPs for aggregation and collective marketing
- ✍ Legal documentation of all PGs and PCs was reviewed
- ✍ MoUs between CLFs and PCs for working capital requirement were done
- ✍ Corporate Partners (NCDEX e Markets Limited and LTC Commercial Company

Pvt. Ltd) finalized as per their expertise in the supply chain

- ✍ Other logistic arrangements like booking of ware-house, agreement with transporters were also completed

Mentha /mint cultivation : Looking into the commercial benefits, farmers can have from cultivation of mentha plant, JEEViKA on pilot basis undertook cultivation of mentha plant in Khagaria district. Around 625 farmers undertook cultivation of mentha on 334 acres of land. JEEViKA hired Sharp global Ltd. for marketing of the extracted oil through farmer Producers Groups. More than 2500 litres of oil was sold for an amount of Rs 820- 860 per litre by the farmers. Direct marketing helped farmers receive a benefit of RS.150 to 200 per litre from this intervention. The market price of the oil in open market was Rs 600-630.

New Interventions: Many new interventions were started for increasing the livelihoods options of the poor this year. Brief on the new interventions initiated this year are as mentioned below:

Table : 4* New Interventions

Interventions	Geographical Spread	Current Status
Farmers Training and Information Centre	102 blocks of 6 BRLP districts	Training modules finalised, procurement completed in Masaurhi (Patna) and Saraiya (Muzaffarpur).
Multi Layered Farming	All BRLP districts	With 300 farmers of Meenapur (Muzaffarpur).
Tissue Culture in Banana	Purnia, Muzaffarpur	Discussions held with buyers for contract Farming and buyback arrangements.
Drip Irrigation Systems	Muzaffarpur	Piloted with 20 farmers in Meenapur (Muzaffarpur).

SKILL DEVELOPMENT AND PLACEMENT

Creating job opportunities for the unskilled rural youths holds a prime focus of the project. Under Deen Dayal Upadhyay Grameen Kaushal Yojana (DDUGKY), Project Implementation Agencies (PIAs) were procured to build skills of the rural youth and provide job opportunities in the open market. Besides this, the project also focused on self-employment of rural youths through trainings organized at Rural Self Employment Training Institutes (RSETIs) in each district. The project also encouraged the SHG households to take up micro-enterprise activities by providing them technical and financial support.

JEEViKA with the support of PIAs provided skill training to 68,683 rural youths through its different skill training and placement programme. 51,579 trained rural youths got placed in different organizations or started their own enterprise.

Table : 5* Skills training & Placements

Status on Skill trainings and placements by different programme		
Programme	Youth Trained	Youth Placed
DDU-GKY	13,995	9,221
Direct Placement	29,751	29,751
RSETI	24,937	12607
Total	68,683	51,579

Partnership with Project Implementation Agencies (PIAs) for skill training and placement of rural youths : Under this project, 41 Project Implementation Agencies were identified and hired to provide training and

placement facilities to rural youths this year. Around 13995 rural youths were trained on different trades by 55 training and placement centres conducted by 25 PIAs operational in 24



districts. Out of the total rural youths trained, 9221 got placement in various companies.

Self-employment to rural BPL youths through Rural Self Employment Training Institutes (RSETIs): Government of Bihar with support of lead banks established Rural Self-Employment Training Institutes (RSETIs) in each district of Bihar. JEEViKA in collaboration of GoB and the banks closely worked with district units of RSETIs to provide vocational training to rural youths on agriculture, process, product and general enterprise development programme for gainful self-employment. During this FY, 882



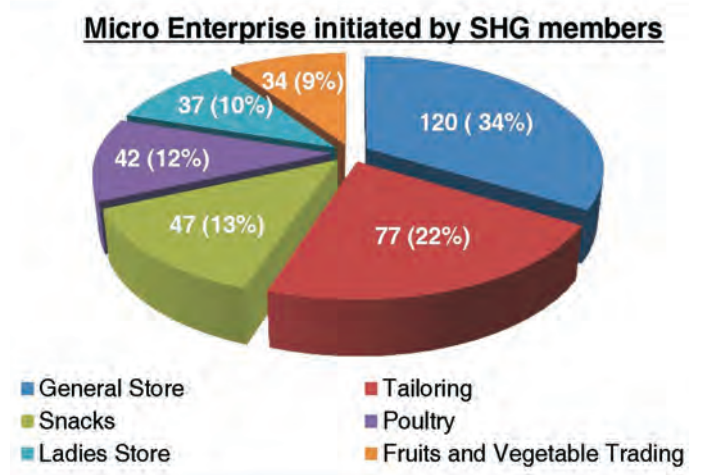


training programmes were organized at RSETIs which provided training to 24,937 rural youths. Maximum rural youths received trainings on dairy, dress designing/tailoring, poultry, goat rearing, beauty-parlour management and agarbatti making.

Enterprise Promotion : With the object of supporting the SHG members initiate their own business enterprise, the concept of developing a cadre of Micro-Enterprise Consultant was envisaged two years back. The project during last two years focused on selection and training of these consultants. During this year, the project supported the SHG members to initiate business enterprise. A total of 624 business-enterprises were initiated in Muzaffarpur and Gaya districts. Majority of the business enterprises were from the trading sector (281 enterprises, 45%) followed by production sector (191 enterprises, 31%) and service sector (137 enterprises, 22%) with few mixed enterprises (15 enterprises, 2%). Setting up general stores

was most popular enterprise taken up by the SHG members followed by tailoring, snacks, poultry, ladies store and fruits and vegetable trading. Cadre of 120 MECs supporting SHG members in enterprise promotion, micro-planning, bank linkage & preparation of linkage documentation, SHG account opening etc, were developed till March 2015.

Figure : 5* Micro Enterprise initiated by SHG



CONVERGENCE AND ENTITLEMENT

JEEViKA is implementing a wide range of programmes to address different dimensions of poverty and deprivation under the ambit of convergence and entitlements. Under this, JEEViKA implemented Mahatma Gandhi NREGA, Public Distribution System, Right to Education and Social Security programmes. JEEViKA was declared as Civil Society Organization for implementation of Cluster Facilitation Team strategy, Mukhyamantri Kosi Mulberry Yojana and Hamara Gaon Hamari Yojana (IPPE - I) besides other social security schemes

CBOs Convergence with MAHATMA GANDHI NREGA

Cluster Facilitation Team: BRLPS was entrusted with the task of implementing Cluster Facilitation Team (CFT) strategy in 25 blocks covering 10 districts of Bihar. JEEViKA during its first year of implementation of this strategy formed 29 Cluster Facilitation Teams which comprised of CLF members, Labour Group Members, Representatives of Resource agencies, Junior Engineers and Area Coordinators (JEEViKA) in 25 blocks of 10 districts.



Progress of CFT strategy

- ✍ 45 labor groups were formed with member base of 3800 HH
- ✍ 13 MGNREGA Consultants were hired in CFT blocks to support the CFT strategy.
- ✍ More than 3800 members for labour groups were given intensive training on MGNREGA.
- ✍ More than 350 VRPs identified as mate and trained on MGNREGA
- ✍ Ward members and Mukhiyas across all 25 CFT blocks were oriented on CFT strategy

Hamara Gaon Hamari Yojana / Intensive Participatory Planning Exercise (IPPE-I): With an objective to prepare MGNREGA labour budget for each village, JEEViKA in association with Rural Development Department, GoB implemented Hamara Gaon Hamari Yojana in all the 534 blocks of Bihar. Demands were created for individual households as well as community through social, resource and seasonality mapping exercise and plans were submitted in all the wards of 8392 gram panchayats. To strengthen the demand side, a communication channel was established with more than 5000 Village Organization through mobile based SMS system where more than 20,000 SHG women leaders received information on key MGNREGA issues.

Hamara Gaon Hamari Yojana (IPPE- I)

- ✍ A total no. of 187820 plans were approved by PRIs
- ✍ Labor budget with 11361578 mandays across the 534 blocks were approved through Gram Panchayats
- ✍ More than 64000 functionaries comprising of Panchayat Rojgar Sewaks, JEEViKA Mitras, Area Coordinators, Vikas Mitras etc. were trained on intensive participatory planning exercise
- ✍ Ward members and Mukhiyas across all 524 blocks were oriented on planning strategy
- ✍ More than 75000 members were trained on planning exercise and awareness campaigns.

Mukhyamantri Kosi Mulberry Yojana

- 900 farmers identified for mulberry plantation on private land
- 228 farmers trained on mulberry plantation and cocoon rearing
- Plantation of mulberry by 228 farmers on 114 acres of land
- 577800 mulberry plants were planted on private land of the beneficiaries
- Supply of pumping sets and other ancillary items for irrigation through Rastriya Krishi Vikas Yojana fund released by Industries Department, GoB.

Mukhyamantri Kosi Mulberry Yojana (MKMY): Mukhyamantri Kosi Mulberry Yojana was implemented with an objective to revive, expand and diversify sericulture in Bihar by integrating the activities of rearing, cocooning, reeling to marketing of silk and to bring maximum benefit to the stakeholders. The project was jointly implemented by Industries Department, MGNREGA wing of RDD (Govt. of Bihar) and JEEViKA. The project would be implemented in seven districts over a period of three years. In FY 14-15, the project was implemented in 5 blocks of Supaul, Madhepura and Saharsa.



VULNERABILITY REDUCTION

Food Security Fund and Health Risk Fund: The Food Security Fund is utilized to meet the food requirements of the poor SHG households through community procurement and distribution system. Similarly, to meet the health needs of the SHG household Health Risk Fund is provided at a subsidized rate, which can be availed by the SHG members, as per need. During this year, 2032 new VOs received FSF and 2714 new VOs received HRF.

External Evaluation of food Security Intervention: The Randomized Controlled Trial (RCT) to evaluate the Food Security

Interventions was conducted on 1530 Households. The Survey was done by GFK Mode and the analysis was done Mr Paul Christian from Social Observatory, World Bank team. The finding were:

- A five year old girl being 17.70 Kg in the control and 18.22 Kg in the treatment, a gain of .52 Kg.
- SHG members in the treatment villages were able to eat the QUANTITY of food that they desired 10 days per year more in treatment areas than in control areas.
- SHG members in the treatment villages were able to eat the TYPE of food that they desired 21 days per year more in treatment areas than in control areas.
- SHG members reported going to work hungry 26 fewer days per year in the treatment areas.
- The number of households borrowing cash or food for meeting food requirement decreased by 4% in treatment areas as compared to control areas.

Initiatives:

- More than 5000 Village Organizations participated in Social Audit activity of Anganwadi. Two members each from 6000 VOs became the members of School Management Committees.
- JEEVIKA with support of ANANDI, UN-Women and Mahila Samakhya developed various tools and techniques to provide training and capacity building on gender related issues. Four different modules on Gender issues were developed and used for training. 70 CRPs on Gender issues were developed in 3 blocks. So far, 6849 members underwent training. Flexes on gender were placed in 47 Village Organizations.
- 449 groups of differently abled were formed covering 2474 disabled members. 105 CRPs trained to identify and form DPGs. Around 385 members received disability certificates after this intervention.
- In partnership with TERI, Solar Home Lighting Systems were provided to around 10000 HHs and improved cook stove known as Integrated Domestic Energy System (IDES) were provided to more than 15000 Households & in convergence with BREDA, Solar Home Lightning Systems as well as Solar Lanterns were provided to 9900 SHG households.

Improving Quality of Life : HEALTH, NUTRITION & SANITATION

ANNAPURNA: Community managed health and nutrition care centre

ANNAPURNA, a community managed health and nutrition care centre renders care and support to pregnant women, lactating mothers and children besides providing nutritious meal thrice a day as per the recommended balanced diet of Indian Council of Medical Research (ICMR). ANNAPURNA centres which were operational in 3 districts only till 2013-14 were scaled up in 8 more districts bringing total number of ANNAPURNA centres to 203. 121 new ANNAPURNA centres were opened this year. Thus, a total of 3948 pregnant women and 6796 lactating mothers benefitted from 203 centres operating in 11 districts.

Table : 6 * Annapurna Centers

Particulars	Progress in FY 2014-15	Cumulative Achievement till March 2015
Cumulative no. of ANNAPURNA centers	121	203
No. of enrolled pregnant women	3948	7019
No. of enrolled lactating women (inclusive)	6796	9982

Initiative: Fortified food production units

Tripartite agreement was signed among BRLPS, Global Alliance for Improved Nutrition (GAIN) and NIDAN, for establishment of four community run fortified food production units. Two production units were established, one each in Khagaria and Gaya districts till March 2015.

Creating Awareness and Access to Better Health, Nutrition and Sanitation Facilities

Gram Varta: An initiative to sensitize and create awareness in the community members on nutrition, health and sanitation was implemented in 35 blocks of 5 districts namely

Achievements of the program till March 2015

- ≠ Production trial-run was completed with production of 1300 Killograms at Bodh Gaya
- ≠ Quality testing of the product was completed.
- ≠ Pest control certification was obtained from "Pest Control of India" & Product license from FSSAI was received.
- ≠ The product formulation was finalized with support of IARI, Delhi.
- ≠ Factory license, Micro Enterprise- I was taken from MSME Enterprises, GoI.
- ≠ Recipes that can be cooked from the extruded product were received from Food and Nutrition Board.
- ≠ Product brand was launched as "Wheatamix" which comprises of wheat as major ingredient.

Purnia, Gaya, Madhubani, Madhepura and Supaul. This programme works in Participatory Learning & Action (PLA) model. It also facilitates the community for local solutions by way of participatory learning and action. The involvement of members increases demand for related government services and the accountability of the government. Demand was generated for construction of toilets while conducting PLA module number 16 to 19 as a result of which 41387 kaccha and pakka toilets were constructed by the community members in four districts. The list of kaccha toilets was also shared with Public Health Engineering Department (PHED), Bihar for further action. Over 1 lakh participants were trained on various PLA modules conducted till March 2015.

WASH Initiative: 64 Gram Panchayats were identified in 24 blocks covering 10 districts for Water Sanitation and Hygiene (WASH) intervention under Swachh Bharat Abhiyan Programme. JEEViKA is supporting PHED in the implementation of Swachh Bharat Abhiyan. World Toilet Day was observed on 9th Nov, 2014 to generate awareness regarding the importance of toilets and hygienic use. The project participated in Nirmal Bharat Abhiyan and the SHG members took 'Cleanliness Oath' or 'Swachh Bharat Shapath' on 2nd October 2014.

STATE RESOURCE CELL

JEEViKA was designated as a National Resource Organization (NRO) by the Ministry of Rural Development, Government of India, in February 2012 for providing implementation and technical support to State Rural Livelihoods Missions towards rolling out of the poverty alleviation program under National Rural Livelihoods Mission (NRLM). JEEViKA has set up an exclusive team of experienced personnel to provide continuous support to SRLMs in piloting their initiatives in the areas of social mobilization, institution and capacity building,



financial inclusion, livelihoods enhancement, access to social security & entitlements etc.

JEEViKA has signed MoU with State Rural Livelihoods Missions of Jharkhand, Uttar Pradesh, Rajasthan and Assam for supporting these SRLMs towards initiation of NRLM program through implementation of Resource Block Strategy. JEEViKA, under Resource Block Strategy provides support to SRLMs through deployment of resource persons at cluster, block and state levels known as Professional Resource Persons (PRPs), Block Anchor Persons (BAPs) and State Anchor Persons (SAPs). During the contract period with SRLMs, periodic mobilisation rounds are organized for SHG/VO formation, their training and capacity building through Community Resource Persons (CRPs) within a period of 30 to 45 days in each round (180 days in a year) .

Table : 7 * Details of resource blocks of different SRLMs

Sl.	SRLM	No. of Resource Blocks	Name of Resource Blocks & Districts
1	Jharkhand	5	Maheshpur, Littipara, Pakuria blocks in Pakur district. Chattarpur and Satbarwa blocks in Palamau district.
2	Rajasthan	5	Kekri in Ajmer district, Begun in Chittaurgarh, Balesar in Jodhpur, Pindwara in Sirohi & Pali block in Pali district.
3	Uttar Pradesh	7	Dhanapur block in Chandauli district, Nazimabad in Bijnor, Nighasan in Lakhimpur khiri, Chanbe in Mirzapur, Akbarpur in Ambedkar Nagar, Korawn in Allahabad & Chopan block in Sonbhadra district.
4	Assam	4	Kakopathar block in Tinsukia district, Lumbajong in Karbi-onlong, Algapur in Helakhandi & Sidlichirang in Chirang district.

Table : 8 * Progress in resource blocks in different SRLMs till March 2015

Sl.	Particulars	Jharkhand	Rajasthan	UP	Assam	Total
1	No. of Panchayats covered	79	71	54	19	223
2	No. of Villages covered	346	193	58	38	635
3	No. of SHG-CRP rounds completed	10	5	4	1	20
4	Total no. of SHGs formed	2867	1643	1176	223	5909
5	Total no. of HHs covered in the SHG	35198	18006	14240	2453	69897
6	No. of SHGs trained on basic module	1425	1318	1159	163	4065
7	No. of SHG Book-keeper trained	1363	228	295	33	1919
8	No. of Active Women identified & trained	173	131	153	0	457
9	No. of VO-CRP rounds completed	4	1	1	0	6
10	No. of VOs formed	84	35	20	0	139
11	No. of SHGs covered under VO	774	283	202	0	1260
12	No. of VOs trained on basic module	45	28	0	0	73
13	No. of VO Book-keeper identified & trained	30	28	0	0	58
14	No. of SHG savings A/C opened	2408	1117	677	0	4203
15	No. of SHGs received Revolving Fund	1769	1243	508	0	3520
16	No. of SHGs received Initial Capitalization Fund	1349	523	0	0	1872

Training programme, exposure visits and immersion programmes organized for SRLMs: JEEViKA organised trainings, exposure visits and immersion programmes for SRLM staff, bankers and Active Women in resource districts to enhance their understanding on institutional architect of CBOs, bookkeeping, livelihoods promotion & also developed social capital for these SRLMs details of which are as mentioned in the table below:

Table : 9 * Number of training, exposure visits and immersion programmes organized for different stakeholders of MoU-SRLMs till March 2015

SN	Participants	Jharkhand	Rajasthan	UP	Assam	Total
1	Active Women /CRPs	184	131	0	35	350
2	Bankers	0	0	0	30	30
3	Staff	82	92	201	58	433
	Total	266	223	201	123	
	Grand total		813			

CRP drives for Institution Building in different SRLMs - In financial year 2014-15, JEEViKA conducted altogether 16 CRP drives in 21 resource blocks in four SRLMs with 836 CRPs of JEEViKA. As a result of these drives, a total of 3213 SHGs and 115 VOs were formed and

provided basic modular trainings. An amount of Rs. 2.88 crore was paid to the CRPs as resource fee / honorarium for their services in MoU-SRLMs. Cumulative progress of the CRP rounds and honorarium paid is as mentioned below:

Table : 10 * Progress of the CRP rounds and honorarium

Progress in FY 2014-15				Cumulative progress till March 2015			
Sl.	SRLMs	Type of CRP rounds	No. of CRP rounds	No. of CRPs participated	Total no. of CRP drives organized	Total no. of CRPs involved	CRPs Honorarium
1	JSLPS	SHG	5	230	10	548	158,07,100.00
		VO	3	108	4	115	34,76,700.00
2	RGAVP	SHG	2	180	5	360	108,43,800.00
		VO	1	45	1	45	17,04,600.00
3	UPSRLM	SHG	3	195	4	225	84,43,800.00
		VO	1	18	1	18	6,60,000.00
4	ASRLM	SHG	1	60	1	60	19,98,000.00
Total			16	836	26	1371	429,34,000.00

JEEViKA till March 2015, organised altogether 26 drives (20 SHG drive & 6 VO drives) through 1371 CRPs in JSLPS, RGAVP, UPSRLM and ASRLM for community mobilisation & training of SHG members and was paid Rs. 4.29 crore as resource fee from the concerned SRLMs.

Training and exposure visits arranged for Non-MoU SRLMs and other agencies: Training and exposures visits were organized for non-MoU

SRLMs, government departments and other agencies covering 1011 participants. These trainings & exposure visits focussed on enhancing the understanding of the participants on institutional architecture of CBOs and JEEViKA intervention and were organized in 9 resource districts of JEEViKA viz; Nalanda, Madhubani, Gaya, Muzaffarpur, Purnia, Saharsa, Supaul and Madhepura.

KNOWLEDGE MANAGEMENT AND COMMUNICATION

Knowledge Management in JEEViKA intends at creating, capturing, sharing, distributing, leveraging and archiving knowledge for the organization's internal use to improve and enhance its implementation capabilities and service delivery mechanisms. The knowledge management practices are also intended to reach out to a wider external domain for effective policy advocacy.

JEEViKA enhances and promotes its image through strategic communication. It fosters innovation and synergy across and outside JEEViKA by facilitating an effective exchange of ideas and information. The strategy adopted is illustrated in the figure alongside.



KNOWLEDGE EXCHANGE AT INTERNATIONAL FORUMS

Country Led Knowledge Hub : Bihar Rural Livelihood Promotion Society, JEEViKA represented at the Second High Level Meeting on Country led Knowledge Hub at Seoul, South

Korea from 23-26th June, 2014 organised by the World Bank Group and Ministry of Strategy and Finance, Government of South Korea. JEEViKA's representative Ms Mahua Roy Choudhury, Program Coordinator-Governance and Knowledge Management was one of the speakers in the Round Table on “ Non State Actors as drivers for knowledge sharing.”



Knowledge Hubs - Community of Practice : JEEViKA been registered in the Knowledge Hubs- Community of Practice aired a webinar on “Bihar Rural Livelihood Promotion Society (JEEViKA): Fostering pathways of knowledge exchange for poverty alleviation”

KNOWLEDGE EXCHANGE INITIATIVES THROUGH VISITS AND EXPOSURES

National level: Dr. Sadhana Rout, Joint Secretary, Ministry of Tribal Affairs appreciated the use of ICT in JEEViKA for dissemination of knowledge towards community awareness. She visited Madhubani and Muzaffarpur districts to study the Knowledge Management and communication approaches of JEEViKA.



She acclaimed the multi-faceted approach and knowledge dissemination processes adopted to promote awareness through community

owned and community-produced videos with the help of pico-projectors.

Mr. Subramanyam, Joint Secretary, RDD, Govt. of India appreciated the work of Jeevika during his interaction with Sangam Cluster Level Federation members of Anuradhi village in Dobhi block, Gaya.

International level:

Knowledge Exchange on Health & Nutrition initiatives with the CEO, Bill & Melinda Gates Foundation- Ms Susan Deshmond-Hellmen was apprised of the role of Jeevika Saheli in knowledge dissemination on ante and post-natal care, exclusive breast-feeding, weaning, immunization and family planning.

Knowledge Exchange on Approach and Strategies of JEEViKA with a delegation from Netherlands - A distinguished delegation from Netherland was apprised of the Jeevika model

through interaction with Pragati JEEViKA Gram Sangthan in Milki village of Paliganj block on 25th July 2014 to acquaint them on women health, its challenges, and services rendered.

Knowledge Exchange on gender dynamics with UN-Women representative-The team interacted with the SHG members to understand the social and gender dynamics of the village and the role of the sub-committees of Village Organisation.

REPRESENTATION OF JEEViKA AT STATE AND DISTRICT LEVEL EVENTS

JEEViKA participated at various state and district level events to create awareness regarding its interventions.

Republic Day Celebrations : A tableau depicting the equal participation of women in the Integrated Participatory Planning Exercise conducted under MGNREGA which enriches the planning process and addresses the issues of a village in a holistic manner, was presented in the Republic Day Parade in state capital at Gandhi Maidan, Bihar.

Women's Day Celebration : International



Women's Day was celebrated across the JEEViKA project in different Districts to hail empowerment of women and make them aware about their rights. Women were felicitated on the occasion for their remarkable contribution to the society. Asha Devi of Jeevika was felicitated for promoting Self Help Groups in Bihar and also in the neighboring states of UP and Jharkhand.

Bihar Diwas : JEEViKA participated in Bihar Diwas at Gandhi Maidan, Patna and demonstrated its activities under the banner of JEEViKA Haat for branding JEEViKA's artifacts produced by the women Producer Groups of Madhubani and Muzaffarpur. A 20,000 sq feet area was transformed into an artistic village with huts and works of pottery, bamboo and thatched roofs with *Mithila* wall paintings all over.



Systematic Voters' Education and Electoral Participation (SVEEP) Program : With an objective to increase the voting percentage in the State and broadly, to bring awareness among Jeevika SHG members and their family about right to vote, all the districts participated in the SVEEP program.. The objective also included spread the message of ethical voting among voters and to abstain from any inducement offered by political parties, any group or individual for voting.

The outcome of the campaigns was seen in

incremental increase in voting percentage in various districts and consequently in Bihar in Lok Sabha election 2014. In general election 2009 the voting percentage of Bihar was 44.46% and in 2014 it reached 56.5% (Source: EC). Also a big surge was witnessed in women voters' turnout in Bihar.

STUDIES AND PUBLICATIONS

“Micro- Finance : An Evolving Model”, a study paper on JEEViKA's micro- insurance initiatives was presented at the National Competition for Young Managers organised by All India Management Association.

“Ensuring Food Security through Community Based Organizations”, a study paper on JEEViKA's initiative to promote Village Organisations to run Ration shops under Public Distribution System was presented at the regional level of the National Competition for Young Managers organized by All India Management Association.

“Rural Women Enterprise: SHG Institutions have Vital Role in Food Production to Improve Health & Nutrition” a study on JEEViKA's initiative of fortified food production by Village Organization was published in The Social Sciences International Research Journal.

Development and dissemination of agriculture information through audio-visuals : JEEViKA hired Digital Green for preparation of videos on different interventions during the last year. So far around 336 videos on agriculture, non-farm, off-farm, health & nutrition and institution building topics were prepared. 95 CRPs were trained as Video Resource Persons to disseminate information through these videos. These videos were screened by the CRPs in over 2500 VOs . 50 Market Resource Persons and 16 Master Trainers were trained on use of these videos.

Table : 11 * Progress at a Glance up to March, 2015

Indicators	Achievement till March'15
SOCIAL INCLUSION	
No. of Districts	38
No. of Blocks	534
Total no. of households covered	4469453
Total no. of SHGs formed	365150
Total no. of Village Organizations formed	14363
Total no. of Cluster Level Federations formed	231
FINANCIAL INCLUSION	
No. of SHGs saving account opened	211790
No. of SHGs credit linked with Banks	121181
Amount of credit linkage (in crore) from Banks	659
No. of SHG members covered under AABY	373000
PROMOTING LIVELIHOODS	
Farm	
No. of farmers that undertook paddy cultivation (SRI/BORO/Direct seeding/Hybrid Variety)	201702
No. of farmers that undertook SWI	193884
No. of farmers engaged in vegetable cultivation	141824
No. of farmers involved in kitchen gardening	26563
No. of farmers involved in producing of mentha oil	625
No. of farm based PGs formed	982
Off-farm	
No. of Poultry Mother Units opened	105
No. of SHG HHs linked with poultry intervention	34704
No. of Dairy-PGs formed	446
No. of HHs linked with Dairy	34081
Non-farm	
No. of non-farm(sujani, sikki,, madhubani, agarbatti etc) based PGs	260
No. of HHs linked with non-farm PGs	14780
SKILL TRAININGS AND PLACEMENTS	
No. of rural youths trained PIAs/RSETI/Direct Placement)	68683
No. of Rural Youths placed/self employed in different organizations	51579
VULNERABILITY REDUCTION	
No. of VOs participating in Food Security Intervention	8058
No. of VOs participating in Health Risk Intervention	7462
No. of ANNAPURNA centres (Community Health and Nutrition Care Centre)	203
No. of pregnant women and lactating mothers benefitted from ANNAPURNA centres	17081

STATUTORY AUDIT REPORT

amit ray & co.
CHARTERED ACCOUNTANTS

JEEVIKA Statutory Audit Report 2014-15

H. O. : 5-B, Sardar Patel Marg,
Allahabad - 211 001
Phone : 2402763, 2407258
Fax : (0532) 2402763
E-mail : allahabad@amitrayco.com
amitray@sancharnet.in
Website : www.amitrayco.com

Ref. No.....

Dated.....

Independent Auditor's Report

To,

The Members of Bihar Rural Livelihoods Promotion Society

We have audited the accompanying consolidated financial statements of **Bihar Rural Livelihoods Promotion Society**, which comprise the consolidated Balance Sheet as at March 31st, 2015, and the consolidated Income & Expenditure Account and Receipt & Payment account for the year ended on that date, and a summary of significant accounting policies and other explanatory information, of projects namely BRLP, NRLP, NRLM & MKSP implemented by the Society.

Management is responsible for the preparation of these consolidated financial statements that give a true and fair view of the financial position, financial performance of the Society in accordance with the Society's Registration Act, 1860. This responsibility includes the design, implementation and maintenance of internal control relevant to the preparation and presentation of the financial statements that give a true and fair view and are free from material misstatement, whether due to fraud or error.

Our responsibility is to express an opinion on these financial statements based on our audit. We conducted our audit in accordance with the Standards on Auditing issued by the Institute of Chartered Accountants of India. Those Standards require that we comply with ethical requirements and plan and perform the audit to obtain reasonable assurance about whether the financial statements are free from material misstatement.

An audit involves performing procedures to obtain audit evidence about the amounts and disclosures in the financial statements. The procedures selected depend on the auditor's judgment, including the assessment of the risks of material misstatement of the financial statements, whether due to fraud or error. In making those risk assessments, the auditor considers internal control relevant to the Society's preparation and fair presentation of the financial statements in order to design audit procedures that are appropriate in the circumstances. An audit also includes evaluating the appropriateness of accounting policies used and the reasonableness of the accounting estimates made by management, as well as evaluating the overall presentation of the financial statements.

We believe that the audit evidence we have obtained is sufficient and appropriate to provide a basis for our audit opinion.



BIHAR RURAL LIVELIHOOD PROMOTION SOCIETY (BRLPS)**1. Community Investment Fund(CIF)/Community Investment Support(CIS):**

The total expenditure incurred under the Component-CIF during the financial year 2014-15 is overstated to the tune of Rs.44,35,000 /- due to excess payment. The said expenditure has also been claimed in Interim Financial Report (IFR) submitted for reimbursement from concerned financing agencies during the year. Details are as under:

Community Investment Fund/Support	BRLP	NRLM	NRLP
Excess Payment of ICF to SHGs	28,10,000.00	4,80,000.00	1,20,000.00
Excess Payment of RF to SHGs through VO's	6,75,000.00	1,20,000.00	30,000.00
Excess payment of Health Risk Fund/Food Security Fund	200,000.00	-	-
Total Excess Payment	36,85,000.00	6,00,000.00	1,50,000.00
Grand Total	44,35,000.00		

However, on the basis of audit compliances submitted by concerned DPCUs, recovery of Rs.39,85,000/- out of the total excess payment has been done in the financial year 2015-16 which has been duly verified by us.

2. **Bank Reconciliation Statement (BRS):** Entries Credited by Bank but not Debited in Bank Book amounting to Rs.61,10,368/- and Stale Cheques amounting to Rs.56,85,712/- appearing in the BRS as on 31.03.2015 relates to expenditure made under the Component-Community Investment Fund(CIF) and Community Institutional Development (CID). The said expenditure has also been claimed in Interim Financial Report (IFR) submitted to the concerned financing agencies. Details are as follows:

Particulars	No. of Entries/ Cheques	BRLP
Entries Credited by Bank but not Debited in Bank Book	48	61,10,368.00
Stale Cheques	269	56,85,712.00
Total	317	117,96,080.00



amitray & co.
CHARTERED ACCOUNTANTS

To,
The Project-Director cum CEO
Bihar Rural Livihoods Promotion Society
Annexe-II, VidyutBhawan,
Bailey Road, Patna 800021

Sub: Management Letter

We have conducted the audit of the financial statements of **Bihar Rural Livihoods Promotion Society (BRLPS)** as at 31st March, 2015. We familiarized ourselves with Project documents, the internal guidelines and circulars applicable during the period under audit. We also reviewed the business of the Society and evaluated the accounting systems and related internal controls of the Society in order to plan and perform our audit.

We conducted our audit in accordance with Auditing and Assurance Standards issued by the Institute of Chartered Accountants of India. Those Standards require that we plan and perform the audit to obtain reasonable assurance about whether the financial statements are free of material misstatement. An audit includes examining, on a test basis, evidence supporting the amounts and disclosures in the financial statements. An audit also includes assessing the accounting principles used and significant estimates made by management, as well as evaluating the overall financial statement presentation.

The responsibility of the management includes the maintenance of adequate accounting records and internal controls for safeguarding of the assets of the Society and for preventing and detecting fraud or other irregularities.

The matters contained in this Management Letter are intended solely for the information of Society's management, for such timely consideration and action as Society's management may deem appropriate. They have all been considered by us in formulating the audit opinion expressed on the project financial statements in our audit report dated 18th September, 2015 and they do not alter the opinion expressed in that audit report.



amitray & co.
CHARTERED ACCOUNTANTS

Our observations are as follows:

1. Matters that might have significant impact on the implementation of the project by Society:

- a. We have observed that in BRLP, fund received from various agencies such as National Food Security Mission, Government of Bihar for financing Livelihood Activities, UNICEF for financing Sanitation activities and promotion of safe sanitation and hygiene practices through SHGs, NABARD is lying idle with the Society. These activities are also eligible for financing from the World Bank/IDA Credit No.5123-Addl. /IN. These activities could have also been financed out of the above mentioned counterpart funds which are remaining unutilized over a period of time. As per accounting prudence perspective, we suggest that this unspent fund should be utilized for financing these activities instead of financing it from the World Bank Credit in order to save the interest cost.

However, the management has taken necessary steps to regularize all of the above mentioned issues to ensure that all the internal controls and checks are in place.

We have annexed our observations along with this report, for the under mentioned projects:

- 1) Bihar Rural Livelihoods Project (BRLP)
- 2) National Rural Livelihoods Mission (NRLM)
- 3) National Rural Livelihoods Project (NRLP)
- 4) Mahila Kisan Sashaktikaran Pariyojna (MKSP)

We wish to take this opportunity to thank Project Management for the courtesies and cooperation extended to our audit teams.

Thanking You.

Yours truly,

For Amit Ray & Co
Chartered Accountants
FRN 000483C

Tanu Singhal
Tanu Singhal
Partner
M.No. 413856



Patna
September 18, 2015

amit ray & co.

CHARTERED ACCOUNTANTS

JEEVIKA Statutory Audit Report 2014-15

H. O. : 5-B, Sardar Patel Marg,
Allahabad - 211 001

Phone : 2402763, 2407258

Fax : (0532) 2402763

E-mail : allahabad@amitrayco.com
amitray@sancharnet.in

Website : www.amitrayco.com

Ref. No.....

Dated.....

FORM NO. 10B

[See rule 17B]

Audit report under section 12A (b) of the Income-tax Act, 1961, in the case of charitable or religious trusts or institutions.

We have examined the consolidated Balance Sheet of Bihar Rural Livelihoods Promotion Society as at March 31, 2015 and the Consolidated Income and Expenditure Account for the year ended on that date, which are in agreement with the books of account maintained by the said institution.


We have obtained all the information and explanations which to the best of our knowledge and belief were necessary for the purposes of the audit. In our opinion, proper books of account have been kept by the head office and the branches of the abovenamed/institution visited by us so far as appears from our examination of the books, and proper returns adequate for the purposes of audit have been received from branches not visited by us, subject to the comments given below:

Subject to our audit observations annexed as Annexure-A with the report, in our opinion and to the best of our information, and according to information given us, the said accounts give a true and fair view:

- (i) in the case of the Consolidated Balance Sheet, of the state of affairs of the abovenamed institution as at March 31, 2015 and
- (ii) in the case of the Consolidated Income and Expenditure Account, of the Income or Expenditure of its accounting year ending on March 31, 2015.

The prescribed particulars are annexed hereto.

For Amit Ray & Co.
Chartered Accountants
FRN-000483C


Tanu Singh
Partner
M.No.-413856



Date: 18.9.2015

Place: Patna

Also at : NEW DELHI, BANGALORE, KOLKATA, MUMBAI

BIHAR RURAL LIVELIHOOD PROMOTION SOCIETY (BRLPS)

1. Community Investment Fund(CIF)/Community Investment Support(CIS):

The total expenditure incurred under the Component-CIF during the financial year 2014-15 is overstated to the tune of Rs.44,35,000/- due to excess payment. The said expenditure has also been claimed in Interim Financial Report (IFR) submitted for reimbursement from concerned financing agencies during the year. Details are as under:

Community Investment Fund/Support	BRLP	NRLM	NRLP
Excess Payment of ICF to SHGs	28,10,000.00	4,80,000.00	1,20,000.00
Excess Payment of RF to SHGs through VO's	6,75,000.00	1,20,000.00	30,000.00
Excess payment of Health Risk Fund/Food Security Fund	200,000.00	-	-
Total Excess Payment	36,85,000.00	6,00,000.00	1,50,000.00
Grand Total	44,35,000.00		

However, on the basis of audit compliances submitted by concerned DPCUs, recovery of Rs.39,85,000/- out of the total excess payment has been done in the financial year 2015-16 which has been duly verified by us.

2. **Bank Reconciliation Statement (BRS):** Entries Credited by Bank but not Debited in Bank Book amounting to Rs.61,10,368/- and Stale Cheques amounting to Rs.56,85,712/- appearing in the BRS as on 31.03.2015 relates to expenditure made under the Component-Community Investment Fund(CIF) and Community Institutional Development (CID). The said expenditure has also been claimed in Interim Financial Report (IFR) submitted to the concerned financing agencies. Details are as follows:

Particulars	No. of Entries/ Cheques	BRLP
Entries Credited by Bank but not Debited in Bank Book	48	61,10,368.00
Stale Cheques	269	56,85,712.00
Total	317	117,96,080.00



ANNEXURE-I

STATEMENT OF PARTICULARS

I. APPLICATION OF INCOME FOR CHARITABLE OR RELIGIOUS PURPOSES

1	Amount of income of the previous year applied to charitable or religious purposes in India during that year	Rs.7,998,502,219.67
2	Whether the institution has exercised the option under clause (2) of the Explanation to section 11(1)? If so, the details of the amount of income deemed to have been applied to charitable or religious purposes in India during the previous year	Not Applicable
3	Amount of income accumulated or set apart* /finally set apart for application to charitable or religious purposes, to the extent it does not exceed 15 per cent of the income derived from property held under trust wholly * /in part only for such purposes.	Nil
4	Amount of income eligible for exemption under section 11(1)(c) (Give details)	Not Applicable
5	Amount of income, in addition to the amount referred to in item 3 above, accumulated or set apart for specified purposes under section 11(2)	Not Applicable
6	Whether the amount of income mentioned in item 5 above has been invested or deposited in the manner laid down in section 11(2)(b) ? If so, the details thereof	Not Applicable
7	Whether any part of the income in respect of which an option was exercised under clause (2) of the Explanation to section 11(1) in any earlier year is deemed to be income of the previous year under section 11(1B) ? If so, the details thereof	Nil
8	Whether, during the previous year, any part of income accumulated or set apart for specified purposes under section 11(2) in any earlier year-	
a	has been applied for purposes other than charitable or religious purposes or has ceased to be accumulated or set apart for application thereto, or	Nil
b	has ceased to remain invested in any security referred to in section 11(2)(b)(i) or deposited in any account referred to in section 11(2)(b)(ii) or section 11(2)(b)(iii), or	Nil
c	has not been utilised for purposes for which it was accumulated or set apart during the period for which it was to be accumulated or set apart, or in the year immediately following the expiry thereof? If so, the details thereof	Nil



II. APPLICATION OR USE OF INCOME OR PROPERTY FOR THE BENEFIT OF PERSONS REFERRED TO IN SECTION 13(3)

1	Whether any part of the income or property of the institution was lent, or continues to be lent, in the previous year to any person referred to in section 13(3) (hereinafter referred to in this Annexure as such person)? If so, give details of the amount, rate of interest charged and the nature of security, if any	Not Applicable
2	Whether any land, building or other property of the institution was made, or continued to be made, available for the use of any such person during the previous year? If so, give details of the property and the amount of rent or compensation charged, if any	Not Applicable
3	Whether any payment was made to any such person during the previous year by way of salary, allowance or otherwise? If so, give details	Not Applicable
4	Whether the services of the institution were made available to any such person during the previous year? If so, give details thereof together with remuneration or compensation received, if any	Not Applicable
5	Whether any share, security or other property was purchased by or on behalf of the institution during the previous year from any such person? If so, give details thereof together with the consideration paid	Not Applicable
6	Whether any share, security or other property was sold by or on behalf of the institution during the previous year to any such person? If so, give details thereof together with the consideration received	Not Applicable
7	Whether any income or property of the institution was diverted during the previous year in favour of any such person? If so, give details thereof together with the amount of income or value of property so diverted	Not Applicable
8	Whether the income or property of the institution was used or applied during the previous year for the benefit of any such person in any other manner? If so, give details	Not Applicable



III. INVESTMENTS HELD AT ANY TIME DURING THE PREVIOUS YEAR(S) IN CONCERNS IN WHICH PERSONS REFERRED TO IN SECTION 13(3) HAVE A SUBSTANTIAL INTEREST

Sl. No.	Name and address of the Concern	Where the concern is a company, number and class of shares held	Nominal value of the investment	Income from the investment	Whether the amount in col. 4 exceeded 5 per cent of the capital of the concern during the previous year-say, Yes/No
1	2	3	4	5	6
	-----	NOT APPLICABLE-----			
Total					



**Bihar Rural Livelihoods Promotion Society
Consolidated Balance Sheet as on 31st March 2015**

Capital / Liabilities	Schedule No.	(Amount in Rs.)		Assets	Schedule No.	(Amount in Rs.)	
		As at 31st March 2015	As at 31st March 2014			As at 31st March 2015	As at 31st March 2014
Capital Fund	1	16,60,72,973.35	9,45,95,219.05	Fixed Assets	7	16,60,72,973.35	9,45,95,219.05
Restricted Fund	2	4,29,01,71,020.57	5,29,84,93,093.29	Current Assets, Loans & Advances	4	7,95,493.00	3,61,856.00
Current Liabilities	3	43,03,99,197.80	38,01,85,945.95	Current Assets	5	3,67,73,51,334.32	5,32,16,16,805.19
				Cash in Hand	6	60,13,388.00	25,39,126.00
				Cash at Bank	8	97,61,91,462.05	31,14,12,477.05
				Fund in Transit		6,02,18,541.00	4,27,48,775.00
				Loans & Advances			
				TDS Receivable			
Total		4,88,66,43,191.72	5,77,32,74,258.29	Total		4,88,66,43,191.72	5,77,32,74,258.29

Significant Accounting Policies & Notes on Accounts
In terms of our report of even date

20

For and on behalf of
For Amit Ray & Co.

Chartered Accountants
FRN-000483C



Tanu Singhal
Partner
M.No. 413856

Place : Patna
Date : 18.09.2015

For and on behalf of
Bihar Rural Livelihoods Promotion Society



Ranjit Kumar
(Chief Finance Officer)

Dr. N Vijaya Lakshmi
(Project Director-cum- Chief Executive Officer)

Bihar Rural Livelihoods Promotion Society
Consolidated Receipts & Payments Account for the year ended 31st March 2015

JEEVIKA Statutory Audit Report 2014-15

(Amount in Rs.)

Receipts	Schedule No.	BRLP	UNICEF	MKSP	Agricultural Dept	NFSM	NABARD	NRLP	NRLM	Animal & Fisheries Resources Department	WDC-Gram Varta	KOSI	Total for the year ended 31.03.15	Total for the year ended 31.03.14
Opening Balance														
Cash in Hand	4	1,06,655.00		0				1,13,627.00	1,39,576.00				3,61,856.00	1,10,500.00
Cash at Bank	5	44,36,29,552.95	12,94,321.00	18,77,32,052.31	40,000.00	65,62,852.78	1,50,00,000.00	75,54,00,688.83	3,17,75,26,039.02	72,43,52,803.30	1,00,77,595.00		5,32,16,16,805.19	6,23,71,71,188.11
Fund in Transit	6	19,126.00		0				23,20,000.00					35,39,126.00	9,39,967.00
Loans & Advances	8	20,65,15,851.15		2,11,54,549.00				3,10,46,971.90	5,26,95,105.00				31,14,12,477.05	9,39,967.00
TDS Receivable		9,99,081.00		51,16,519.00				20,04,659.00	3,46,68,560.00				4,37,48,775.00	8,42,56,588.00
Advance to NRLM								14,29,14,111.00					14,29,14,111.00	
Advance to Mahila Kisan Sashaktikaran P		64,241.00											64,241.00	
Advance to National Rural Livelihoods Project		18,82,41,857.00							1,01,05,11,488.00				55,41,79,533.00	
Advance to Bihar Rural Livelihood Project													1,01,05,11,488.00	
Funds Received		83,65,38,412.16	12,94,321.00	21,48,03,126.31	40,000.00	65,62,852.78	1,50,00,000.00	93,46,00,057.73	4,27,55,41,674.02	72,43,52,803.30	1,00,77,595.00		7,58,63,48,412.24	1,71,45,748.00
From Government of Bihar		3,51,88,00,000.00											3,51,88,00,000.00	1,59,91,15,000.00
From NRLM		1,67,59,14,108.00											1,67,59,14,108.00	1,01,05,11,488.00
Fund received from MORB for														
NRLM-Central Share									2,21,97,05,806.33				2,21,97,05,806.33	6,04,49,396.79
NRLP-Central Share														
SGSY-Central Share														
Fund received from State Government for														
NRLM- State Share														
NRLP- State Share														
SGSY- State Share														
Fund From Animal & Fisheries Resources Department					40,000.00	65,62,852.78	1,50,00,000.00	93,46,00,057.73	4,27,55,41,674.02	72,43,52,803.30	1,00,77,595.00		7,58,63,48,412.24	1,71,45,748.00
Fund from WDC											96,57,754.00		96,57,754.00	1,00,77,595.00
Central Share														
MKSP-BRLPS									66,74,816.00				66,74,816.00	
MKSP-ASLPS														
Fund received from NRDP-Central Share														
MKSP-BRLPS														
MKSP-ASA				3,50,00,000.00									3,50,00,000.00	63,50,100.00
MKSP-MTFP				66,90,000.00									66,90,000.00	
Fund received from NRLP								1,11,26,79,969.00					1,11,26,79,969.00	14,29,14,111.00
Fund received from BRLP								86,59,37,576.00					86,59,37,576.00	18,83,06,198.00
Fund received from Kosi								37,48,82,709.00					37,48,82,709.00	
Fund received from NRLM								3,22,26,258.00		5,11,07,026.00			38,95,50,921.22	33,90,08,929.21
Other Income	18	4,41,11,214.58						68,263.45	8,91,788.50				14,63,729.55	2,37,971.00
Bank Interest	19	5,03,598.00						17,67,139.80	2,71,92,766.00				5,77,1,621.80	38,01,85,945.95
Miscellaneous Income	3	2,87,97,295.00												
Closing Liabilities														
Total		6,16,76,64,627.68	12,94,321.00	26,73,77,540.30	40,000.00	65,62,852.78	1,50,00,000.00	3,02,15,62,583.98	7,53,23,82,819.95	84,06,00,429.30	1,97,35,349.00		18,17,82,18,799.99	11,40,55,62,885.99

20

In terms of our report of even date

For and on behalf of
 Chartered Accountants
 Firm-00062C



Thiru Singhal
 Partner
 M.No. 413856
 Place: Patna
 Date: 18.09.2015

For and on behalf of
 Bihar Rural Livelihoods Promotion Society



Dr. N Vijaya Lakshmi
 Chief Executive Officer

(Project Director-cum- Chief Executive Officer)

12

JEEVIKA Statutory Audit Report 2014-15

Bihar Rural Livelihoods Promotion Society
Consolidated Receipts & Payments Account for the year ended 31st March 2015

(Amount in Rs.)																
Schedule No.	Payments	BRLP	UNICEF	MKSP	Agricultural Deptt	NYSM	NABARD	NRLP	NRLM	Animal & Fisheries Resources	WDC-Gram Vardha	KOSI	Total for the year ended 31.03.15	Total for the year ended 31.03.14		
9	Main Project Expenditure Community Institutional Development Community Investment Fund Special Technical Assistance Fund Project Management Cost Expenses for other	- - - - - -	- - - - - - 4,000.00	- - - - - -	- - - - - -	- - - - - -	- - - - - -	- - - - - -	- - - - - -	- - - - - -	- - - - - -	- - - - - -	- - - - - -	- - - - - -	- - - - - -	- - - - - -
11	Poultry Intervention	-	-	-	-	-	-	-	-	3,41,92,135.30	-	-	3,41,92,135.30	38,65,196.70		
9	BRLP (Additional Finance Expenditure)	54,76,91,075.30	-	-	-	-	-	29,33,33,735.48	9,51,08,094.07	-	-	-	54,76,91,075.30	39,02,33,331.85		
10	Community Institutional Development	1,26,62,25,273.00	-	-	-	-	-	32,31,86,028.68	60,48,36,427.79	-	-	-	1,26,62,25,273.00	1,71,92,29,851.00		
11	Special Technical Assistance Fund	3,10,90,683.00	-	-	-	-	-	1,38,07,61,256.50	3,08,64,57,915.00	-	-	-	3,10,90,683.00	8,25,50,744.00		
11	Project Management Cost	11,32,39,071.85	-	-	-	-	-	12,000.00	-	-	-	-	11,32,39,071.85	9,75,38,325.50		
11	NRLM/NRLP	-	-	-	-	-	-	3,51,559.00	-	-	-	-	3,51,559.00	9,27,84,722.00		
12	State Rural Livelihoods Mission	-	-	-	-	-	-	2,76,30,128.00	12,550.00	-	-	-	2,76,42,678.00	18,04,10,466.70		
13	Institutional Building and capacity Building	-	-	-	-	-	-	3,29,77,953.00	-	-	-	-	3,29,77,953.00	21,44,11,546.00		
13	Community Investment Support	-	-	-	-	-	-	78,94,308.00	-	-	-	-	78,94,308.00	1,15,15,993,337.00		
14	Special Programs	-	-	-	-	-	-	19,19,340.00	-	-	-	-	19,19,340.00	9,27,84,722.00		
14	Special Programs	-	-	-	-	-	-	2,55,621.00	-	-	-	-	2,55,621.00	12,000.00		
14	Kul Manoj Communication	-	-	-	-	-	-	7,60,565.00	-	-	-	-	7,60,565.00	3,51,559.00		
14	Inst & Human Capacity Building	-	-	-	-	-	-	-	-	-	-	-	-	2,76,42,678.00		
14	ASDP	-	-	-	-	-	-	-	-	-	-	-	-	3,29,77,953.00		
14	RSETIS	-	-	-	-	-	-	-	-	-	-	-	-	78,94,308.00		
14	Interest Subvention	-	-	-	-	-	-	-	-	-	-	-	-	19,19,340.00		
14	Infrastructure & Marketing	-	-	-	-	-	-	-	-	-	-	-	-	2,55,621.00		
14	Project Implementation Support	-	-	-	-	-	-	-	-	-	-	-	-	7,60,565.00		
14	MKSP	-	-	-	-	-	-	-	-	-	-	-	-	17,12,551.00		
14	PIA Organizational Over Heads	-	-	-	-	-	-	-	-	-	-	-	-	14,12,367.00		
14	Programme Investment	-	-	-	-	-	-	-	-	-	-	-	-	1,64,56,311.00		
14	Training and Capacity Building	-	-	-	-	-	-	-	-	-	-	-	-	5,13,64,370.40		
14	Project Implementation Cost	-	-	-	-	-	-	-	-	-	-	-	-	2,15,50,081.30		
14	Fixed Assets purchased during the year	-	-	-	-	-	-	-	-	-	-	-	-	6,03,31,547.30		
7	Transfer of OB of NRLM Fund	1,06,66,15,479.65	-	-	-	-	-	1,32,54,566.30	3,88,01,48,952.36	3,41,92,135.30	39,64,786.00	-	7,99,85,02,219.67	4,02,87,74,292.75		
3	Opening Balances - Other	1,01,05,11,488.00	-	-	-	-	-	13,79,854.45	14,67,81,788.00	-	-	-	1,01,05,11,488.00	1,01,05,11,488.00		
3	KOSI	90,00,838.50	-	-	-	-	-	36,59,37,576.00	18,82,41,997.00	-	-	-	15,72,26,721.95	61,85,723.00		
4	Opening liabilities - BRLP	-	-	-	-	-	-	1,92,476.00	3,92,335.00	-	-	-	18,82,41,957.00	8,42,56,458.00		
4	Cash in Hand	1,85,390.00	-	-	-	-	-	25,292.00	-	-	-	-	7,95,493.00	3,61,856.00		
5	Cash at Bank	1,54,25,86,426.25	-	-	-	-	-	35,10,10,912.91	84,59,69,560.48	80,64,68,294.00	1,57,70,563.00	-	3,67,73,51,354.12	5,32,16,16,805.19		
5	Fund in Transit	60,13,388.00	-	-	-	-	-	7,43,65,854.66	35,67,79,841.11	-	-	-	60,13,388.00	25,39,126.00		
8	Loans & Advances	45,77,01,545.28	-	-	-	-	-	20,04,659.00	5,15,13,426.00	-	-	-	97,61,01,462.05	31,14,12,477.05		
8	TDS Receivable	12,31,422.00	-	-	-	-	-	66,74,816.00	-	-	-	-	6,02,18,541.00	4,27,48,715.00		
8	Advance to NRLM	-	-	-	-	-	-	-	-	-	-	-	66,74,816.00	14,29,14,111.00		
8	Advance to National Rural Livelihoods Project	11,38,721.00	-	-	-	-	-	-	57,48,82,709.00	-	-	-	11,38,721.00	64,241.00		
8	Advance to Bihar Rural Livelihood Project	1,11,26,79,989.00	-	-	-	-	-	-	1,67,59,14,108.00	-	-	-	2,05,38,00,254.00	55,41,79,533.00		
8	Advance to Bihar Rural Livelihood Project	-	-	-	-	-	-	-	-	-	-	-	1,67,59,14,108.00	1,01,05,11,488.00		
	Total	6,10,76,64,627.65	12,64,321.00	26,73,77,540.30	40,000.00	65,62,852.78	1,50,00,000.00	3,02,15,02,803.98	7,53,23,821,819.95	84,06,60,429.30	1,97,35,349.00	36,59,37,576.00	18,17,82,18,079.99	11,50,55,62,885.09		

Significant Accounting Policies & Notes on Accounts
In terms of our report of even date

For and on behalf of
Amrit Ray & Co.
Chartered Accountants
FRN-000483C
Taru Singh
Partner
M.No. 413856



Dr N Vijaya Lakshmi
(Project Director-cum- Chief Executive Officer)

Bihar Rural Livelihoods Promotion Society
Consolidated Income & Expenditure Account for the year ended 31st March 2015

Expenditure	Schedule No.	BRLP	NFSM	UNICEF	MKSP	Agricultural Deptt	NRLP	NRLM/SRLM	Animal & Fisheries	WDC-Gram Varts	KCSI	For the year ended 31-3-2015	For the year ended 31-3-2014
BRLP - Main Project Expenditure													
Community Institutional Development	9	-	-	-	-	-	-	-	-	-	-	-	-
Community Investment Fund	10	-	-	-	-	-	-	-	-	-	-	-	-
Special Technical Assistance Fund	11	-	-	-	-	-	-	-	-	-	-	-	-
Project Management Cost		-	-	-	-	-	-	-	-	-	-	-	-
Poultry Intervention													
Other Project Expenditure		-	41,70,700.00	4,000.00	-	31,333.00	-	-	3,41,92,135.30	39,64,786.00	-	3,41,92,135.30	38,65,196.70
BRLP (Additional Finance Expenditure)													9,15,525.00
Community Institutional Development	9	54,76,91,075.30	-	-	-	-	29,32,33,735.48	9,51,09,094.07	-	-	-	54,76,91,075.30	38,02,33,331.85
Community Investment Fund	10	1,26,62,25,273.00	-	-	-	-	32,31,86,026.68	60,48,36,427.78	-	-	-	1,26,62,25,273.00	1,71,92,29,851.00
Special Technical Assistance Fund	11	3,10,90,683.00	-	-	-	-	1,39,07,81,256.50	3,08,64,57,915.00	-	-	-	3,10,90,683.00	8,25,50,744.00
Project Management Cost		11,32,39,071.85	-	-	-	-	12,000.00	-	-	-	-	11,32,39,071.85	9,75,98,325.50
NRLM/NRLP													
State Rural Livelihoods Mission	12	-	-	-	-	-	3,51,559.00	-	-	-	-	3,51,559.00	18,04,10,406.70
Institution Building and capacity Building	13	-	-	-	-	-	2,76,30,128.00	12,550.00	-	-	-	2,76,30,128.00	21,44,11,546.00
Community Investment Support	13	-	-	-	-	-	-	12,000.00	-	-	-	12,000.00	1,15,15,93,337.00
Special Programs	14	-	-	-	-	-	3,51,559.00	-	-	-	-	3,51,559.00	9,27,84,722.00
Kwif Manag Communication													
Ind & Human Capacity Building													
ASDP													
RSETIS													
Interest Subvention													
Infrastructure & Marketing													
Project Implementation Support													
Agricultural Activity under NFSM													
MKSP													
PIA Organisational Over Heads	15	-	-	-	17,12,451.00	-	-	-	-	-	-	17,12,451.00	8,90,318.00
Programme Investment	16	-	-	-	14,12,367.00	-	-	-	-	-	-	14,12,367.00	28,514.00
Training and Capacity Building	17	-	-	-	1,64,56,311.00	-	-	-	-	-	-	1,64,56,311.00	3,37,98,927.70
Project Implementation Cost													
		1,85,82,46,103.15	41,70,700.00	4,000.00	7,09,45,599.40	31,333.00	2,02,51,74,707.66	3,83,02,22,773.86	3,41,92,135.30	39,64,786.00	-	7,85,34,37,563.37	3,95,82,50,745.45
		83,69,336.50	-	-	-	-	1,32,54,596.30	4,99,26,178.50	-	-	-	7,15,50,081.30	6,05,21,547.30
Add: Fixed Assets Purchased during the year													
		1,96,66,15,439.65	41,70,700.00	4,000.00	7,09,45,599.40	31,333.00	2,02,51,74,707.66	3,83,02,22,773.86	3,41,92,135.30	39,64,786.00	-	7,95,65,02,216.67	4,02,87,74,292.75
Total Expenditure													
		83,69,336.50	-	-	-	-	1,32,54,596.30	4,99,26,178.50	-	-	-	7,15,50,081.30	6,05,21,547.30
Less: Fixed Assets Transferred													
		1,85,82,46,103.15	41,70,700.00	4,000.00	7,09,45,599.40	31,333.00	2,02,51,74,707.66	3,83,02,22,773.86	3,41,92,135.30	39,64,786.00	-	7,85,34,37,563.37	3,95,82,50,745.45
Total													
		1,96,66,15,439.65	41,70,700.00	4,000.00	7,09,45,599.40	31,333.00	2,02,51,74,707.66	3,83,02,22,773.86	3,41,92,135.30	39,64,786.00	-	7,95,65,02,216.67	4,02,87,74,292.75

20

Significant Accounting Policies & Notes on Accounts

In terms of our report of even date

For and on behalf of

For Ansh Ray & Co.

Chartered Accountants

FRN-0004830

Taru Singh

Partner

M.No. 413855

Place : Patna

Date : 18.09.2015

For and on behalf of
Bihar Rural Livelihoods Promotion Society



Ranjit Kumar
(Chief Finance Officer)

Dr. N. A. Jyoti Lakshmi
(Project Director-cum- Chief Executive Officer)

JEEVIKA Statutory Audit Report 2014-15

Bihar Rural Livelihoods Promotion Society
Consolidated Income & Expenditure Account for the year ended 31st March 2015

Income	Schedule No.	BRPL	NFSM	UNICEF	MKSP	Agricultural Dept.	NRLP	NRLM	Animal & Fisheries Resources Department	WDC-Gram Varta	KOSI	For the year ended 31-3-2015	For the year ended 31-3-2014
Fund Received to the extent utilized during the year		1,92,20,00,627.07	41,70,700.00	4,000.00	6,13,14,330.41	31,333.00	2,00,61,34,152.51	3,61,87,83,130.21	(1,89,15,490.70)	39,64,786.00	-	7,59,74,87,568.50	3,99,95,25,442.54
Less: Expenditure in Fixed Assets transferred to Capital Fund Account	7	63,69,336.50	-	-	-	-	1,32,54,566.30	4,99,26,178.50	-	-	-	7,15,50,081.30	6,05,21,547.30
Miscellaneous Income		1,91,36,31,290.57	41,70,700.00	4,000.00	6,13,14,330.41	31,333.00	1,99,28,79,586.21	3,58,68,66,951.71	(1,89,15,490.70)	39,64,786.00	-	7,52,59,37,487.20	3,62,90,03,895.24
Bank Interest	18	4,41,11,214.58	-	-	96,31,268.89	-	3,22,26,758.00	26,24,74,053.65	5,11,07,626.00	-	-	39,95,50,921.22	33,90,08,923.21
Other Income	19	5,03,598.00	-	-	-	-	66,363.45	8,91,768.50	-	-	-	14,63,729.95	2,37,921.00
Total		1,95,82,46,103.15	41,70,700.00	4,000.00	7,09,45,599.40	31,333.00	2,02,61,74,107.66	3,83,02,22,773.86	3,41,92,135.30	39,64,786.00	-	7,92,69,52,138.37	3,96,82,50,745.45

20

Significant Accounting Policies & Notes on Accounts

In terms of our report of even date

For and on behalf of

For Amit Ray & Co.

Chartered Accountants

FRN-000483C



Tarju Singhal

Partner

M.No. 413856

Place : Patna

Date : 18-09-2015

For and on behalf of

Bihar Rural Livelihoods Promotion Society



Dr. N. Vijaya Lakshmi

(Project Director-cum- Chief Executive Officer)

BIHAR RURAL LIVELIHOODS PROMOTION SOCIETY

JEEViKA Statutory Audit Report 2014-15

Schedules to the Balance Sheet

(Amount in Rs.)		
Schedule 1		
Capital Fund	As at 31st March 2015	As at 31st March 2014
Opening Balance	9,45,95,219.05	3,40,73,671.75
Add Transferred during the year being Capital		
Expenditure in nature Fixed assets	7,14,77,754.30	6,05,21,547.30
Sub Total A	16,60,72,973.35	9,45,95,219.05

BIHAR RURAL LIVELIHOODS PROMOTION SOCIETY

Schedules to the Balance Sheet


(Amount in Rs.)		
Schedule 3		
Current Liabilities		
Particulars	As at 31st March 2015	As at 31st March 2014
SPMU - BRLP		
Other Creditors	73,63,183.00	6,57,553.00
Duties & Taxes	20,72,812.00	407.00
Retention Money	65,468.00	11,671.00
Performance Security	7,22,244.00	7,57,786.00
Salary Deduction	80,077.00	2,39,094.00
Medi -claim	11,53,417.00	2,47,815.00
(A)	1,14,57,201.00	19,14,326.00
DPCU- BRLP		
(Amount in Rs.)		
Madhubani	62,46,676.00	11,14,168.00
Gaya	15,32,827.00	16,36,320.00
Muzaffarpur	33,29,216.00	17,93,489.00
Purnia	6,88,732.00	6,88,688.00
Nalanda	11,26,050.00	7,78,404.00
Khagaria	44,16,593.00	10,75,443.50
(B)	1,73,40,094.00	70,86,512.50
SUB TOTAL BRLP	2,87,97,295.00	90,00,838.50
MKSP		
Purnia	5,630.00	
SPMU		
Other Liability	8,800.00	
MKSP-NTFP Tusar	66,90,000.00	
DPCU Saharsa	-	
(C)	67,04,430.00	-
NRLM/SRLM		
SPMU		
Indian Gramin Services	-	-
Orrissa Tribal Empowerment	-	-
NRLM Assam	1,07,37,175.00	2,24,688.00
SRLM Punjab	41,894.00	41,894.00
Advance to Staff-Excess Recovery	680.00	680.00
TNSRLM	43,206.00	43,206.00
MAVM	-	93,019.00
Other Liabilities	1,42,96,274.00	12,15,058.00
DPCU		
Nawada	69,237.00	2,07,435.00
Gopalganj	1,89,795.00	48,035.00
Jamui	98,749.00	82,194.00
Katihar	27,342.00	76,460.00
Munger	61,534.00	29,093.00
Patna	(59,892.00)	6,53,991.00
Sitamarhi	2,63,783.00	60,070.00
Samastipur	25,231.00	5,808.00
Darbhanga	67,355.00	9,999.00



JEEVIKA Statutory Audit Report 2014-		
Aurangabad	3,775.00	836.00
Siwan	31,594.00	37,713.00
Begusarai	1,173.00	3,19,395.00
Bhojpur	1,80,241.00	1,45,749.00
Buxar	7,93,232.00	1,21,704.00
Sheohar	20,166.00	11,459.00
Seikhpura	12,273.00	11,277.00
Araria	-	52,669.00
Arwal	25,669.00	59,800.00
Saran	46,014.00	55,053.00
Jehanabad	65,539.00	1,06,950.00
Lakhisarai	18,618.00	61,785.00
Kaimur	12,415.00	39,166.00
Vaishali	22,117.00	52,391.00
Banka	14,668.00	-
Motihari	10,257.00	-
Bhagalpur	16,981.00	-
Kishanganj	-	-
Supaul	13,241.00	-
Rohtas	21,061.00	-
Bettiah	15,000.00	-
Saharsa	6,369.00	-
(D)	2,71,92,766.00	38,67,677.00
NRLP		
Bhagalpur	4,540.00	46,141.45
Darbhanga	1,00,862.00	51,809.00
Gopalganj	93,591.00	37,490.00
Jamui	91,351.00	1,51,817.00
Katihar	4,24,870.00	1,18,320.00
Motihari	19,607.00	50,683.00
Patna	68,523.00	2,20,031.00
Rohtas	76,441.00	2,17,910.00
Samastipur	13,954.00	38,631.00
Sitamarhi	1,73,462.00	92,326.00
Saharsa	60,871.00	86,256.00
Madhepura	1,17,779.00	41,091.00
Supaul	66,875.00	6,200.00
Munger	78,898.00	52,102.00
Kishanganj	8,793.80	7,306.00
Aurangabad	99,073.00	54,687.00
Nawada	19,370.00	-
Banka	79,126.00	-
Bettiah	-	-
SPMU		
Other	1,69,144.00	1,07,054.00
KOSI Project	36,59,37,576.00	36,59,37,576.00
(E)	36,77,04,706.80	36,73,17,430.45
Total (A+B+C+D+E)	43,03,99,197.80	38,01,85,945.95



BIHAR RURAL LIVELIHOODS PROMOTION SOCIETY Schedules to the Balance Sheet (2014-15)												
Schedule 2	BRLP	UNICEF	MKSP	Agricultural Dept	NFSM	NABARD	NRLP	NRLM/SRLM	Animal & Fisheries Resources Department	WDC-Gram Varta	KOSI	As at 31st March 2014
Restricted Fund												
Unspent balance of funds received												
Opening Balance	(17,99,73,914.40)	12,94,321.00	21,39,38,879.31	40,000.00	65,62,852.78	1,50,00,000.00	37,84,40,670.28	4,12,87,59,886.02	72,43,52,803.30	1,00,77,595.00	-	5,29,84,93,093.29
Fund from State Government for the project	3,31,88,00,000.00											3,31,88,00,000.00
Fund from State Government for the Kosi Project/NRI												
Fund Received from Agricultural dept												
Fund Received from NABARD												
Fund received from MOARD for												
NRLM-Central Share												
NRLP-Central Share												
SGSY-Central share												
Fund received from State Government for												
NRLM- State Share												
NRLP- State Share												
SGSY- State share												
Fund from Animal & Fisheries Resources Department												
Fund from WDC												
MKSP-BRLPS												
MKSP-ASA												
MKSP-NIEP												
Fund from UNICEF												
Add: Bank Interest added												
Less: Expenditure incurred during the year	(1,91,36,31,290.57)	(4,000.00)	(6,13,14,330.41)	(31,333.00)	(41,70,700.00)	0	(1,99,28,79,886.21)	(3,56,68,36,951.71)	(3,41,92,135.30)	(39,64,786.00)		5,11,07,626.00
Capital Fund	(83,69,336.50)						(1,32,54,566.30)	(4,99,26,178.50)				(7,15,50,081.30)
BRLPS-NRLP												
Total	1,41,68,25,488.53	12,90,321.00	19,52,14,548.90	8,667.00	23,92,152.78	1,50,00,000.00	(1,62,76,93,482.23)	3,47,15,84,497.59	80,64,68,294.00	1,57,70,563.00	-	4,29,01,71,020.57
Previous Year	(17,99,73,914.40)	12,94,321.00	21,39,38,879.31	40,000.00	65,62,852.78	1,50,00,000.00	37,84,40,670.28	4,12,87,59,886.02	72,43,52,803.30	1,00,77,595.00	-	5,29,84,93,093.29




BIHAR RURAL LIVELIHOODS PROMOTION SOCIETY JEEVIKA Statutory Audit Report 201

Schedules to the Balance Sheet

Schedule 4	(Amount in Rs.)	
Cash in Hand		
Particulars	As at 31st March 2015	As at 31st March 2014
Bihar Rural Livelihoods Project		
SPMU	26,807.00	1,304.00
(A)	26,807.00	1,304.00
DPCU		
Purnia	-	-
Gaya	3,567.00	
Nalanda	47,683.00	
Muzaffarpur	80,186.00	73,171.00
Madhubani	27,147.00	34,178.00
(B)	1,58,583.00	1,07,349.00
NRLM/SRLM		
Rohtas	-	
Aurangabad	4,699.00	
Gaya		-
Khagaria		-
Madhepura	3,304.00	-
Motihari	-	-
Muzaffarpur		-
Nalanda		-
Nawada		-
Purnia		-
Saharsa	34,740.00	-
Supaul	-	-
Gopalganj		-
Katihar	21,319.00	-
Patna	1,20,122.00	-
Sitamarhi	-	-
Samastipur	-	-
Darbhanga	3,313.00	-
Betiah	4,112.00	-
Siwan	-	-
Begusarai	-	-
Bhojpur	21,350.00	-
Buxar	24,515.00	-
Sheohar	306.00	-
Seikhpura	22,027.00	-
Araria	-	-
Arwal	13,773.00	-
Saran	17,633.00	-
Jehanabad	12,393.00	-
Kaimur	4,300.00	6,221.00
Vaishali	9,554.00	-
Jamui	5,000.00	-
Bhagalpur	19,715.00	-
Kishanganj	1,127.00	-
Lakhisarai	3,691.00	
SPMU	45,342.00	1,33,315.00
(C)	3,92,335.00	1,39,536.00
NRLP		
Bhagalpur	8,363.00	9,797.00
Motihari		821.00
Patna	5,068.00	
Samastipur	1,370.00	
Jamui	6,794.00	1,259.00
Rohtas	-	25,900.00
Katihar	11,732.00	3,016.00
Sitamarhi	5,456.00	5,015.00
Madhepura	83,675.00	11,018.00



Munger	8,983.00	30,967.00
Saharsa	42,145.00	16,834.00
Supaul	-	-
Kishanganj	-	-
Aurangabad	532.00	-
Nawada	12,747.00	-
Banka	-	-
Darbhanga	5,611.00	-
Bettiah	-	-
(D)	1,92,476.00	1,13,627.00
MKSP	-	-
Muzaffarpur	25,292.00	-
SPMU	-	-
(E)	-	-
(A+B+C+D+E)	7,95,493.00	3,61,816.00



BIHAR RURAL LIVELIHOODS PROMOTION SOCIETY

JEEViKA Statutory Audit Report 2014-15

Schedules to the Balance Sheet		
Schedule 5	(Amount in Rs.)	
Cash at Bank	As at 31st March 2015	As at 31st March 2014
Particulars		
Bihar Rural Livelihoods Project		
SPMU		
Bank of India	1,05,140.51	4,76,101.51
Central Bank Of India (HO)	5,32,067.00	34,72,027.00
Canara Bank (HO)	1,00,10,594.07	1,21,70,848.07
SBI (HO)	2,18,17,36,134.00	29,11,23,226.00
Punjab National Bank	8,78,808.75	1,99,69,138.30
Madhya Bihar Gramin Bank	30,00,007.00	7,00,43,544.00
Union Bank of India	1,70,45,368.25	64,00,26,603.25
(A)	2,21,33,08,119.58	1,03,72,81,488.13
DPCU		
Purnia	3,54,09,451.90	5,03,82,053.40
Khagaria	48,92,429.80	79,15,091.80
Madhubani	10,57,96,418.99	7,62,79,463.89
Gaya	91,45,727.24	1,27,54,390.56
Nalanda	11,23,997.00	83,65,567.75
Muzaffarpur	1,38,40,279.52	79,79,069.50
(B)	17,02,08,304.45	16,36,75,636.90
Total (A+B)	2,38,35,16,424.03	1,20,09,57,125.03
Less: Balances of following Grants separately shown		
UNICEF	12,90,321.00	12,94,321.00
Agricultural Department	8,667.00	40,000.00
NFSM	23,92,152.78	65,62,852.78
NABARD	1,50,00,000.00	1,50,00,000.00
Animal & Fisheries Resources Department	80,64,68,294.00	72,43,52,803.30
WDC-Gram Varta	1,57,70,563.00	1,00,77,595.00
Bank balance of BRLP	1,54,25,86,426.25	44,36,29,552.95
Fixed deposit at BRLP	-	-
Total bank balance of BRLP	1,54,25,86,426.25	44,36,29,552.95



KOSI Project		
DPCU		
DPCU Saharsa	-	
Muzaffarpur		
Supaul	-	
(a)	-	-
SPMU (b)		
Fixed Deposit in Bank		
Total MKSP {C = (a)+(b) }	-	-
NRLM		
Aurangabad	75,08,320.80	-
Madhepura	4,23,33,441.00	
Rohas	5,02,36,682.00	
Gaya	5,75,635.90	3,19,39,688.30
Khagaria	2,55,59,423.00	6,04,64,765.00
Madhubani	1,39,86,167.00	23,44,93,459.00
Motihari	38,41,765.00	86,77,838.00
Muzaffarpur	1,41,10,169.00	10,42,01,145.00
Nalanda	12,39,80,595.90	26,01,27,075.00
Nawada	41,74,937.70	3,03,55,460.00
Purnia	4,69,01,793.00	27,45,38,802.00
Saharsa	5,54,76,683.00	6,50,27,172.00
Supaul	2,27,34,382.00	6,50,81,903.00
Gopalganj	33,73,843.00	1,43,53,830.00
Katihar	45,87,105.00	55,87,315.00
Patna	39,21,142.73	67,45,197.00
Sitamarhi	14,75,384.00	26,95,115.00
Samastipur	2,41,97,654.80	1,29,17,046.00
Darbhanga	1,69,88,626.15	1,61,20,954.00
Betiah	6,21,37,657.40	1,71,65,722.00
Siwan	54,26,273.00	28,01,180.00
Begusarai	42,03,234.70	73,94,558.00
Bhojpur	73,33,321.30	29,24,585.00
Buxar	37,01,166.30	31,90,141.00
Sheohar	33,60,518.00	17,76,570.00
Seikhpura	9,39,068.00	35,37,477.00
Araria	41,39,860.00	32,00,000.00
Arwal	15,63,765.05	7,26,271.00
Saran	22,09,498.95	31,80,714.00
Jehanabad	13,70,541.25	32,910.00
Kaimur	56,34,997.00	12,53,527.00
Vaishali	61,93,146.00	35,27,541.00
Banka	90,89,379.00	
Bhagalpur	1,32,47,092.00	
Jamui	52,05,471.00	
Kishanganj	14,73,005.00	
Lakhisarai	33,34,924.45	
Munger	26,27,567.60	
SPMU		
Andhra bank	5,00,00,000.00	
Canara Bank	13,24,07,446.50	1,92,56,37,241.72
Canara Bank Resource cell	5,44,07,877.00	78,51,737.00
(D)	84,59,69,560.48	3,17,75,26,939.02
Balances of following Donors separately shown		
UNICEF	22	12,94,321.00
Agricultural Department		40,000.00



		65,68,853.78
NFSM		
NABARD		JEEVIKA Statutory Audit Report 2014-15
Animal & Fisheries Resources Department		1,50,00,000.00
WDC-Gram Varta		72,43,52,803.30
		1,00,77,595.00
(E)		-
2,28,97,173.78		
MKSP		
Madhepura	67,65,553.00	36,43,482.00
Madhubani	14,88,589.00	25,46,414.00
Muzaffarpur	3,22,12,387.00	2,64,56,917.00
Nalanda	13,93,006.00	1,01,55,173.00
Purnia	64,22,873.00	28,64,662.00
Saharsa	1,69,201.00	5,45,014.00
Supaul	44,78,672.00	37,39,713.00
Gaya	1,12,46,385.90	30,59,144.30
Khagaria	4,73,311.00	61,60,434.00
SPMU		
Canara Bank-ASA	2,67,66,087.00	1,50,321.00
Canara Bank-MKSP	54,38,372.00	1,88,81,407.00
Canara Bank-Fixed Deposit		10,95,29,371.01
(F)		9,68,54,436.90
18,77,32,052.31		
NRLP		
Bettiah	14,06,587.50	8,64,719.00
Bhagalpur	43,32,459.00	1,58,99,317.00
Darbhanga	1,95,08,790.00	53,37,795.00
Gopalganj	10,42,629.00	20,26,613.00
Jamui	39,59,958.00	89,89,846.50
Katihar	78,65,532.23	67,54,371.23
Motihari	15,28,915.00	7,85,312.00
Patna	2,65,11,478.30	44,03,666.50
Rohtas	4,08,99,784.00	1,71,92,909.00
Samastipur	1,67,53,551.50	53,59,892.00
Sitamarhi	2,69,30,466.00	1,95,36,320.00
Saharsa	2,00,06,365.50	3,57,28,610.00
Madhepura	2,99,06,307.60	4,47,94,457.60
Supaul	94,98,814.00	3,87,57,457.00
Munger	13,19,471.08	75,45,741.00
Banka	55,32,722.00	38,70,464.00
Kishanganj	1,24,55,494.50	35,07,306.00
Nawada	2,91,83,271.10	1,00,00,000.00
Aurangabad	86,88,409.60	-
SPMU		
Canara Bank (11930)	1,15,14,865.00	37,75,52,046.00
State bank of india	7,21,65,042.00	14,90,13,846.00
(G)		35,10,10,912.91
75,79,20,688.83		
Total (A+B+C+D+E+F+G)		3,67,73,51,334.32
5,32,41,36,805.19		
BIHAR RURAL LIVELIHOODS PROMOTION SOCIETY		
Schedules to the Balance Sheet		
Schedule 6		(Amount in Rs.)
Fund in Transit		
Bihar Rural Livelihoods Project		
Particulars		
DPCU		As at 31st March 2015
		As at 31st March 2014
Nalanda	-	-
Gaya	60,13,388.00	19,126.00
(A)	60,13,388.00	19,126.00
NRLP		
Patna		20,000.00
Rohtas		25,00,000.00
(B)	-	25,20,000.00
Total (A+B)		60,13,388.00
		25,39,126.00



BIHAR RURAL LIVELIHOODS PROMOTION SOCIETY				
Schedules to the Balance Sheet				
Schedule 7				
Fixed Assets				
Particulars	Balance as on 01-04-2014	Addition during the year	Deletion During the year	(Amount in Rs.)
				Balance as on 31-03-2015
Bihar Rural Livelihoods Project				
Airconditioner	23,64,480.93	-	-	23,64,480.93
Computer	39,62,241.50	18,62,166.00	-	58,24,407.50
Laptops	6,66,740.00	-	55,640.00	6,11,100.00
Fax	2,27,082.00	-	-	2,27,082.00
Furniture	1,42,13,051.50	34,55,453.26	-	1,76,68,504.76
Mobile	1,90,893.98	-	12,485.00	1,78,408.98
Intercom	1,21,939.00	-	-	1,21,939.00
Vehicle	15,81,106.00	-	-	15,81,106.00
Photocopier	18,49,058.00	9,58,548.08	-	28,07,606.08
Printer	21,22,657.00	1,19,927.00	-	22,42,584.00
Software	7,55,726.00	1,29,680.00	-	8,85,406.00
Other Office Equipments	55,34,214.00	1,13,587.50	-	56,47,801.50
Misc. Electronic Installations	5,54,802.75	2,13,099.00	-	7,67,901.75
LCD Projector	6,43,645.00	14,729.00	-	6,58,374.00
LCD TV	3,92,522.01	-	-	3,92,522.01
Digital Camera	5,68,849.00	88,499.00	-	6,57,348.00
UPS/Inverter	10,86,148.43	1,55,535.00	-	12,41,683.43
Scanner	2,93,548.00	14,880.00	-	3,08,428.00
Generator (MP)	1,10,504.00	-	-	1,10,504.00
Computer Accessories	18,48,503.00	30,970.00	-	18,79,473.00
Upgrading of Computer System/Office Equipment	16,55,067.00	11,819.66	-	16,66,886.66
Cycle(MP)	95,060.00	3,500.00	-	98,560.00
Laptop Adaptor	18,900.00	2,500.00	-	21,400.00
Fan	3,35,540.00	88,874.00	-	4,24,414.00
Sign Board	1,20,221.00	-	-	1,20,221.00
Office Refurnishing	14,87,810.00	9,48,012.00	-	24,35,822.00
Gas Cylinder	72,574.00	-	-	72,574.00
Stabiliser	12,86,651.00	20,156.00	-	13,06,807.00
Data Card	77,850.00	25,998.00	4,202.00	99,646.00
Pen Drive	54,812.00	2,060.00	-	56,872.00
White Board	82,570.00	10,580.00	-	93,150.00
Room Heater	95,796.00	1,350.00	-	97,146.00
Telephone set (Walky)	36,213.00	3,570.00	-	39,783.00
Heater (Kitchen)	56,782.00	-	-	56,782.00
Water Filter	2,76,176.00	55,636.00	-	3,31,812.00
Coolers	3,01,648.00	9,740.00	-	3,11,388.00
Bio Metrix	4,43,333.00	28,467.00	-	4,71,800.00
Transformer	3,04,140.00	-	-	3,04,140.00
Speaker set	-	-	-	-
Vehicle (safari strome)	26,72,057.00	-	-	26,72,057.00
Total (A)	4,85,60,912.10	83,69,336.50	72,327.00	5,68,57,921.60
NRLM/SRLM				
Computer	8,42,541.00	1,02,47,026.00	-	1,10,89,567.00
Furniture	8,51,107.00	2,30,29,013.00	-	2,38,80,120.00
Photocopier	4,71,345.00	1,03,27,987.50	-	1,07,99,332.50
Printer	1,32,276.00	9,88,215.00	-	11,20,491.00
Software	9,48,800.00	6,43,678.00	-	15,92,478.00
Other Office Equipments	82,905.00	16,79,429.00	-	17,62,334.00
LCD Projector	1,32,795.00	6,44,073.00	-	7,76,868.00
UPS/Inverter	2,05,369.00	1,65,135.00	-	3,70,504.00
Computer Accessories	1,93,034.00	1,390.00	-	1,94,424.00
Upgrading of Computer System/Office Equipment	5,18,400.00	96,506.00	-	6,14,906.00
Fan	12,707.00	2,34,334.00	-	2,47,041.00
Sign Board	8,409.00	48,014.00	-	56,423.00
Office Refurnishing	2,07,90,692.00	3,500.00	-	2,07,94,192.00
Gas Cylinder	20,545.00	8,240.00	-	28,785.00
Stabiliser	5,000.00	7,16,446.00	-	7,21,446.00
Data Card	8,300.00	39,879.00	-	48,179.00
White Board	1,021.00	2,31,800.00	-	2,32,821.00
Water Filter	18,250.00	8,21,513.00	-	8,39,763.00
Total (B)	2,52,43,496.00	4,99,26,178.50		7,51,69,674.50



NRLP				
Computer	82,20,952.00	36,00,890.80	-	1,18,21,842.80
Fax	24,365.00	43,560.00	-	67,925.00
Furniture	60,78,221.45	59,80,159.50	-	1,20,58,380.95
Intercom	4,050.00	3,300.00	-	7,350.00
Photocopier	21,26,298.50	14,90,888.00	-	36,17,186.50
Printer	10,41,538.00	1,54,652.00	-	11,96,190.00
Software	2,14,920.00	2,900.00	-	2,17,820.00
Other Office Equipments	14,01,796.00	6,87,144.00	-	20,88,940.00
Misc. Electronic Installations	39,867.00	8,265.00	-	48,132.00
LCD Projector	5,49,761.00	2,64,933.00	-	8,14,694.00
Digital Camera	1,31,285.00	2,55,749.00	-	3,87,034.00
UPS/Inverter	34,233.00	72,896.00	-	1,07,129.00
Scanner	1,06,739.00	36,000.00	-	1,42,739.00
Computer Accessories	23,450.00	33,885.00	-	57,335.00
Upgrading of Computer System/Office Equipment	3,800.00	1,27,908.00	-	1,31,708.00
Cycle(MP)	10,482.00	40,160.00	-	50,642.00
Fan	2,50,949.00	94,702.00	-	3,45,651.00
Sign Board	43,601.00	34,944.00	-	78,545.00
Office Refurnishing	56,684.00	19,868.00	-	76,552.00
Gas Cylinder	47,538.00	3,632.00	-	51,170.00
Stabiliser	82,813.00	90,093.00	-	1,72,906.00
Data Card	56,059.00	10,175.00	-	66,234.00
Pen Drive	970.00	1,500.00	-	2,470.00
White Board	2,10,440.00	15,127.00	-	2,25,567.00
Room Heater	1,750.00	2,375.00	-	4,125.00
Water Filter	28,249.00	1,78,860.00	-	2,07,109.00
Total (D)	2,07,90,810.95	1,32,54,566.30	-	3,40,45,377.25
TOTAL (A+B)	9,45,95,219.05	7,15,50,081.30	72,327.00	16,60,72,973.35




BIHAR RURAL LIVELIHOODS PROMOTION SOCIETY
Schedules to the Balance Sheet

(Amount in Rs.)

Schedule -8

Loans & Advance:	1. Employee Advance		2. Deposits		3. Others		Total As on 31st March 2015	As at 31st March 2014
	Less than Six months	More than Six Months	Less than Six months	More than Six Months	Less than Six months	More than Six Months		
BRLP								
DPCU								
Purnia	20,71,936.00	15,66,466.00	-	-	6,72,97,993.50	4,54,96,795.00	11,64,33,190.50	4,19,57,650.00
Khagaria	7,59,810.00	7,43,646.00	-	-	3,54,86,047.00	1,26,36,505.00	4,96,26,008.00	1,92,63,710.00
Madhubani	52,21,618.00	6,95,663.00	-	4,800.00	1,54,46,833.15	57,10,360.00	2,70,79,274.15	2,56,26,956.85
Gaya	30,14,597.00	14,333.00	-	17,200.00	5,50,87,258.00	1,28,42,192.00	7,09,75,580.00	4,34,86,410.80
Nalanda	17,69,842.00	-	-	-	10,42,09,162.65	-	10,59,79,004.65	1,27,46,813.00
Muzaffarpur	5,28,517.48	22,22,436.50	-	-	2,86,54,649.00	20,23,230.00	3,34,28,832.98	3,31,77,988.50
(A)	1,33,66,320.48	52,42,544.50	-	22,000.00	30,61,81,943.30	7,87,09,082.00	40,35,21,890.28	17,62,59,529.15
SPMU								
NRLP Advance								
MKSP Advance								
Other Advance								
(B)	-	-	-	-	5,41,79,655.00	-	5,41,79,655.00	3,02,56,322.00
(C)	-	-	-	-	5,41,79,655.00	-	5,41,79,655.00	3,02,56,322.00
KOSI Project								
DPCU Supaul								
DPCU Madhepura								
DPCU Saharsa								
(C)	-	-	-	-	-	-	-	-
(D)	-	-	-	-	-	-	-	-
NRLM/SRLM								
Mothari	9,47,956.00	1,33,985.00	-	-	55,059.00	18,000.00	11,55,000.00	51,431.00
Nawada	6,76,348.00	1,29,227.00	-	-	4,94,452.00	78,206.00	13,78,233.00	85,170.00
Saharsa	3,94,633.00	-	-	-	-	-	3,94,633.00	1,676.00
Supaul	3,00,488.00	1,90,000.00	-	-	-	-	4,90,488.00	1,90,472.00
Gopalganj	8,99,096.00	-	-	-	-	-	8,99,096.00	1,93,757.00
Jamui	3,71,041.00	-	-	-	-	-	3,71,041.00	60,412.00
Katihar	2,66,858.00	20,627.00	-	2,400.00	75,000.00	-	3,64,885.00	33,435.00
Madhepura	2,51,773.50	1,28,282.55	-	-	-	41,330.00	4,21,386.05	44,908.00
Munger	2,46,261.00	-	-	-	-	-	2,46,261.00	-
Patna	3,45,992.00	1,59,423.00	(287.00)	2,400.00	12,92,564.70	1,60,085.00	18,00,092.70	3,94,417.00
Sitamarhi	51,571.00	2,77,427.00	-	-	-	-	4,89,083.00	1,48,557.00
Sansastipur	11,29,209.00	-	-	-	-	10,18,375.00	21,47,584.00	9,13,130.00
Darbhanga	7,55,093.00	89,852.00	-	-	-	72,400.00	9,17,345.00	55,919.00
Betiah	7,55,661.00	34,188.00	1,425.00	1,200.00	4,19,124.00	-	12,11,598.00	1,68,375.00
Siwan	1,93,081.00	-	-	-	67,275.00	-	2,60,356.00	1,05,301.00
Begusarai	8,07,664.00	30,000.00	-	26	6,73,938.60	-	15,11,602.60	4,68,608.00
Bhojpur	4,39,876.00	1,74,244.00	24,000.00	-	53,28,387.00	1,29,744.00	60,96,251.00	2,55,417.00



BIHAR RURAL LIVELIHOODS PROMOTION SOCIETY
Schedules to the Balance Sheet

(Amount in Rs.)

Loans & Advance:	1. Employee Advance		2. Deposits		3. Others		Total As on 31st March 2015	As at 31st March 2014
	Less than Six months	More than Six Months	Less than Six months	More than Six Months	Less than Six months	More than Six Months		
Buxar	3,12,781.00	1,48,898.00			10,16,539.00		14,78,218.00	1,67,992.00
Sheohar	2,45,601.00	1,85,867.00					4,31,468.00	1,69,282.00
Seokhpura			1,51,240.00	1,14,018.00			2,65,258.00	11,088.00
Araria	2,22,204.00	1,71,341.40			76,500.00		3,93,545.40	78,631.00
Arwal	2,16,485.00	1,94,095.00					4,87,080.00	74,463.00
Saran	2,91,134.00	3,65,660.00					6,56,794.00	1,70,726.00
Jehanabad	3,17,727.00	1,59,983.00			1,911.00		4,79,621.00	1,97,807.00
Lakhisarai	3,02,620.00	25,484.00					3,28,104.00	1,10,898.00
Kaimur	5,99,024.00	6,00,718.00	2,800.00				6,00,718.00	1,07,067.00
Vaishali		3,82,469.00				13,169.00	9,97,462.00	2,36,115.00
Madhubani						15,20,000.00	15,20,000.00	
Banka	1,09,965.00	16,452.00			7,46,109.08		8,72,526.08	
Bhagalpur	2,50,406.00	76,244.00			7,00,000.00	28,26,124.28	38,52,774.28	
Kishanganj	1,93,974.00						1,93,974.00	
Muzaffarpur	14,549.00						14,549.00	
Aurangabad	92,884.00						92,884.00	
Rohtas		6,65,303.00				90.00	6,65,303.00	
Gaya								
(A)	1,20,01,955.50	43,59,769.95	1,55,178.00	1,44,018.00	1,11,06,944.38	57,17,438.28	3,34,85,304.11	44,95,054.00
SPMU								
Staff Advance	5,68,677.00						5,68,677.00	1,61,405.00
BRLPS-BRLP								
BRLPS-MKSP								
Chhattisgarh Rural Livelihood Project								
UPSRLM								
AP Resource Cell								
JSLPS								
NERLP Sikkim								
Rajasthan Skill & Livelihoods Development								
SERP								
MP Rajya Ajeevika Mission								
Orissa Tribal Empowerment								
Other Advances					29,84,15,508.00	45,08,763.00	30,29,24,271.00	4,30,23,369.00
(F)	5,68,677.00				29,84,15,508.00	2,43,10,452.00	32,32,94,637.00	4,82,00,051.00
MKSP								
Madhepura								
Purnia								
Saharsa								
Supaul								
Khagaria								
Gaya				27			17,45,779.00	25,39,288.00



BIHAR RURAL LIVELIHOODS PROMOTION SOCIETY
Schedules to the Balance Sheet

Schedule - 8
Loans & Advance:
(Amount in Rs.)

	1. Employee Advance		2. Deposits		3. Others		Total As on 31st March 2015	As at 31st March 2014
	Less than Six months	More than Six Months	Less than Six months	More than Six Months	Less than Six months	More than Six Months		
Nalanda						1,58,24,693.00	1,58,24,693.00	
Muzaffarpur						42,000.00	42,000.00	
SPMU								
TA/DA advance						15,000.00	15,000.00	
Advance to ASA						2,80,00,000.00	2,80,00,000.00	1,80,00,000.00
MKSP-Pradhan						66,00,000.00	66,00,000.00	
(G)						8,73,44,121.00	8,73,44,121.00	2,11,54,549.00
NRLP								
Berhah	10,93,618.00	1,13,649.00	4,350.00	2,530.00	26,01,395.00	995.00	38,15,542.00	5,19,742.00
Bhagalpur	3,31,952.00			9,450.00	31,99,390.00	2,37,450.00	37,78,242.00	6,79,082.00
Darbhanga	5,24,260.00	3,80,358.00	12,400.00	6,000.00	5,54,175.00	4,51,390.00	19,28,583.00	5,09,501.00
Gopalganj	6,37,895.00	3,17,417.00			12,62,335.00	1,000.00	22,18,647.00	7,80,747.00
Jamui		10,30,626.00					10,30,626.00	6,60,644.00
Kaithar	3,73,593.00	3,04,895.00	475.00		2,36,680.00	995.00	9,16,638.00	3,00,737.00
Motihari	3,77,805.00	2,86,518.00	500.00		5,600.00	9,63,220.00	16,33,643.00	4,50,243.00
Patna	2,69,543.00	1,07,229.00		8,17,200.00	64,65,823.00	14,84,404.00	91,44,199.00	24,87,625.50
Rohtas	4,36,743.00	2,58,501.00				500.00	6,95,744.00	7,58,734.00
Samastipur	6,56,626.00				36,910.00		6,93,536.00	3,94,899.00
Sitamarhi		1,15,768.00				3,14,114.00	4,29,882.00	2,51,607.00
Saharsa	5,03,935.00	2,86,627.00			54,05,093.00	1,18,10,287.00	1,80,05,942.00	52,12,012.00
Madhepura	2,80,400.00	3,40,171.00	7,900.00		8,58,261.50	2,02,03,219.00	2,16,89,951.50	1,59,81,787.40
Supaul	7,24,120.00	2,97,140.00			15,40,000.00	13,24,011.00	38,85,271.00	11,08,462.00
Munger		6,40,188.00					6,40,188.00	1,55,033.00
Banka	2,28,143.00	6,55,719.16			2,00,000.00	1,16,364.00	12,00,226.16	1,53,755.00
Kishanganj	2,88,463.00	81,392.00			25,253.00		3,95,108.00	24,677.00
Aurangabad	12,634.00				3,83,294.00		3,95,928.00	2,17,664.00
Nawada	6,10,634.00			500.00	9,00,000.00		15,11,134.00	2,35,041.00
SPMU	21,496.00	11,921.00			1,40,309.00	1,83,098.00	3,56,824.00	1,64,979.00
Advance to NRLM								
(H)	73,71,860.00	52,28,119.16	25,625.00	8,35,680.00	2,38,14,518.50	3,70,90,052.00	7,43,65,854.66	3,10,46,971.90
Total (A+B+C+D+E+F+G+H)	3,33,08,812.98	1,48,30,433.61	1,80,803.00	10,01,698.00	69,36,98,569.18	23,31,71,145.28	97,61,91,462.05	31,14,12,477.05



BIHAR RURAL LIVELIHOODS PROMOTION SOCIETY
Schedules to the Income & Expenditure Account and Receipts & Payments Account

BPIU		BRLP		Unicef Expenditure	KOSI Project		Total for the year ended 31st March 2015	Total for the year ended 31st March 2014
		Block & District Teams	Formation & Development		Formation & Development of CBOs	Capacity Building		
<u>DPCU</u>								
	Purnia	5,38,05,922.50	1,03,05,590.00	-	2,51,858.00	8,004.00	6,43,71,374.50	5,71,87,393.50
	Khagaria	3,95,85,830.50	41,68,095.00	-	-	1,16,371.00	4,38,70,296.50	3,27,92,669.00
	Madhubani	8,39,68,320.20	72,05,859.00	-	-	10,24,330.00	9,21,98,509.20	6,56,54,821.15
	Gaya	10,27,79,440.50	1,35,70,047.00	-	-	-	11,63,49,487.50	7,89,40,933.45
	Nalanda	9,99,74,533.60	1,03,81,570.00	-	-	-	11,03,56,103.60	9,13,94,499.25
	Muzaffarpur	9,48,80,298.50	1,26,56,371.00	-	13,450.00	5,05,838.00	10,80,55,957.50	7,19,19,196.50
	(A)	47,49,94,345.80	5,82,87,532.00	-	2,65,308.00	16,54,543.00	53,52,01,728.80	39,78,89,512.85
<u>SPMU</u>								
		-	1,26,12,893.00	19,73,940.00	-	-	1,45,86,833.00	21,75,189.00
	TOTAL	47,49,94,345.80	7,09,00,425.00	19,73,940.00	2,65,308.00	16,54,543.00	54,97,88,561.80	40,00,64,701.85
<u>KOSI</u>								
	DPCU Madhepura							
	DPCU Supaul							
	DPCU Saharsa							
	SPMU							
	B							
	Total (A+B)	47,49,94,345.80	7,09,00,425.00	19,73,940.00	2,65,308.00	16,54,543.00	54,97,88,561.80	40,00,64,701.85
	Less:- Capitalised	20,97,486.50					20,97,486.50	98,31,370.00
	Total (C)	47,28,96,859.30	7,09,00,425.00	19,73,940.00	2,65,308.00	16,54,543.00	54,76,91,075.30	39,02,33,331.85



BIHAR RURAL LIVELIHOODS PROMOTION SOCIETY
Schedules to the Income & Expenditure Account and Receipts & Payments Account

Schedule 10
Community Investment
Fund

Particulars	ICF		Transfer to CLF	Expenditure by Producer Groups/ Producer Companies against grants	Health & Nutrition	Total Sanitation Campaign	Livelihoods			Social CIF	Total for the year ended 31st March 2015	Total for the year ended 31st March 2014	
	ICF to SHGs	ICF to SHGs through YO					SWI	SRI	Other				NFSM
Bihar Rural Livelihood Project													
DPCU Purnia	14,56,95,000.00	3,09,75,000.00	47,50,956.00	24,57,090.00	-	1,06,33,500.00	-	-	-	19,85,11,546.00	36,45,88,826.00		
DPCU Khatwa	9,72,43,700.00	1,68,00,000.00	-	34,36,659.00	58,24,248.00	-	-	-	-	12,33,04,607.00	14,58,35,000.00		
DPCU Madhubani	21,48,36,000.00	2,73,68,003.00	-	1,37,66,613.00	38,17,055.00	3,870.00	-	-	-	25,97,91,541.00	22,71,91,963.00		
DPCU Gaya	14,45,36,600.00	1,38,22,153.00	-	32,15,858.00	14,36,209.00	-	-	-	-	16,30,60,820.00	30,89,92,155.00		
DPCU Nalanda	25,88,15,600.00	3,14,81,762.00	-	-	1,21,075.00	-	-	-	-	29,04,17,837.00	26,01,32,060.00		
DPCU Muzaffarpur	14,61,23,000.00	4,60,83,282.00	(9,90,000.00)	1,63,87,292.00	44,66,826.00	-	-	-	-	21,20,70,400.00	41,24,89,847.00		
(A)	1,01,12,99,300.00	16,65,30,200.00	37,60,956.00	3,92,63,512.00	1,56,65,413.00	1,06,37,370.00	-	-	-	1,24,71,56,751.00	1,71,92,29,851.00		
SPNU	-	-	-	1,90,68,522.00	-	-	-	-	-	1,90,68,522.00	-		
(B)	-	-	-	-	-	-	-	-	-	-	-		
Total (A+B)	1,01,12,99,300.00	16,65,30,200.00	37,60,956.00	3,92,63,512.00	1,56,65,413.00	1,06,37,370.00	-	-	-	1,26,62,25,273.00	1,71,92,29,851.00		
Bihar Kosi Flood recovery Project													
DPCU Saharsa	-	-	-	-	-	-	-	-	-	-	-	-	
DPCU Madhepura	-	-	-	-	-	-	-	-	-	-	-	-	
DPCU Supaul	-	-	-	-	-	-	-	-	-	-	-	-	
(B)	-	-	-	-	-	-	-	-	-	-	-	-	
Total (A+B)	1,01,12,99,300.00	16,65,30,200.00	37,60,956.00	3,92,63,512.00	1,56,65,413.00	1,06,37,370.00	-	-	-	1,26,62,25,273.00	1,71,92,29,851.00		



BIHAR RURAL LIVELIHOODS PROMOTION SOCIETY
Schedules to the Income & Expenditure Account and Receipts & Payments Account


Schedule 11
Project Management Cost

		(Amount in Rs.)						
DPCU/SPMU	Staffing Costs (SPMU and DPCU)	Monitoring & Evaluation	Knowledge Mgt & Communication	Governance & Accountability	Other Operating Expenses	Total for the year ended 31st March 2015	Total for the year ended 31st March 2014	
BRLP								
Purnia	83,63,202.00	-	17,650.00	-	29,82,831.00	1,13,63,683.00	96,28,624.00	
Khagaria	80,65,563.00	-	60,742.00	-	24,70,179.50	1,05,96,484.50	98,89,084.00	
Madhubani	1,23,44,227.00	-	68,777.00	-	56,29,468.90	1,80,42,472.90	71,73,269.50	
Gaya	1,18,19,331.00	-	1,91,222.00	-	17,00,168.40	1,37,10,721.40	1,15,26,304.90	
Nalanda	85,45,972.00	7,15,600.00	45,505.00	-	6,80,599.00	99,87,676.00	87,97,055.00	
Muzaffarpur	81,52,988.00	-	3,41,550.00	-	26,30,548.50	1,11,25,086.50	1,01,13,816.00	
SPMU	5,72,91,283.00	7,15,600.00	7,25,446.00	-	1,60,93,795.30	7,48,26,124.30	5,71,28,153.40	
	2,21,68,647.00	89,92,031.00	60,95,288.00	-	74,28,831.55	4,46,84,797.55	4,97,68,279.45	
	2,21,68,647.00	89,92,031.00	60,95,288.00	-	74,28,831.55	4,46,84,797.55	4,97,68,279.45	
SUB TOTAL (A)	7,94,59,930.00	97,07,631.00	68,20,734.00	-	2,35,22,626.85	11,95,10,921.85	10,68,96,432.85	
KOSI Project								
DPCU Sharsha								
DPCU Madhepura								
DPCU Supaul								
SPMU								
SUB TOTAL (B)								
MKSP								
SPMU								
SUB TOTAL (C)								
Total	7,94,59,930.00	97,07,631.00	68,20,734.00		2,35,22,626.85	11,95,10,921.85	10,68,96,432.85	
Less: Capitalised					62,71,850.00	62,71,850.00	93,58,107.35	
Total	7,94,59,930.00	97,07,631.00	68,20,734.00		1,72,50,776.85	11,32,39,071.85	9,75,38,325.50	



BIHAR RURAL LIVELIHOODS PROMOTION SOCIETY
Schedules to the Income & Expenditure Account and Receipts & Payments Account

Schedule-12				Total for the year ended 31st March 2015
State Rural Livelihoods Mission				
DPCU	State Project Management Unit	District Project Management Unit	Capacity Building Support	Total
NRLP Districts				
Bettiah		81,91,011.50	15,83,950.00	97,74,961.50
Bhagalpur		71,01,273.00	12,30,867.00	83,32,140.00
Darbhanga		69,48,462.00	25,87,309.00	95,35,771.00
Gopalganj		75,53,042.50	3,77,835.00	79,30,877.50
Jamui		75,14,941.00	8,36,268.00	83,51,209.00
Katihar		58,05,564.00	7,06,424.00	65,11,988.00
Motihari		76,15,660.00	15,84,520.00	92,00,180.00
Patna		77,00,278.20	7,79,416.00	84,79,694.20
Rohtas		79,78,208.00	2,42,717.00	82,20,925.00
Samastipur		78,65,411.00	1,91,472.00	80,56,883.00
Sitamarhi		41,36,843.00	9,97,666.00	51,34,509.00
Saharsa		98,11,706.00	9,67,789.50	1,07,79,495.50
Madhepura		88,27,611.50	16,22,941.00	1,04,50,552.50
Supaul		94,83,632.00	14,46,615.00	1,09,30,247.00
Munger		45,14,471.68	4,79,852.00	49,94,323.68
Banka		18,75,547.00	62,246.00	19,37,793.00
Kishanganj		27,65,649.80	1,13,625.00	28,79,274.80
Aurangabad		43,47,387.40	6,10,936.00	49,58,323.40
Nawada		65,01,853.00	3,27,061.00	68,28,914.00
SPMU	13,82,41,957.50		2,00,62,889.00	15,83,04,846.50
(A)	13,82,41,957.50	12,65,38,552.58	3,68,12,398.50	30,15,92,908.58
Less: Expenses Capitalised	83,59,173.10			83,59,173.10
Total	12,98,82,784.40	12,65,38,552.58	3,68,12,398.50	29,32,33,735.48
NRLM Districts				
Gaya	-	-	18,006.40	18,006.40
Khagaria	-	-	-	-
Madhubani	-	230.00	-	230.00
Motihari	-	15,990.00	67,312.00	83,302.00
Muzaffarpur	-	16,065.00	-	16,065.00
Nalanda	-	106.10	-	106.10
Nawada	-	4,592.85	96,863.00	1,01,455.85
Purnia	-	820.00	-	820.00
Saharsa	-	2,51,541.00	11,863.00	2,63,404.00
Supaul	-	1,07,478.00	1,51,499.00	2,58,977.00
Bhagalpur	-	12,56,258.00	1,62,192.00	14,18,450.00
Gopalganj	-	1,88,510.00	91,959.00	2,80,469.00
Jamui	-	32,320.00	29,463.00	61,783.00
Katihar	-	4,989.00	25,587.00	30,576.00
Munger	-	7,173.00	1,29,494.00	1,36,667.00
Madhepura	-	-	-	-
Rohtas	-	-	-	-
Patna	-	4,90,791.57	9,58,060.00	14,48,851.57
Sitamarhi	-	9,549.00	7,400.00	16,949.00
Samastipur	-	6,19,649.00	9,90,721.00	16,10,370.00
Banka	-	14,841.00	-	14,841.00
Darbhanga	-	10,316.85	6,35,706.00	6,46,022.85
Aurangabad	-	6,14,747.00	-	6,14,747.00
Bettiah	-	4,311.00	1,79,428.00	1,83,739.00
Siwan	-	18,04,338.00	66,200.00	18,70,538.00
Begusarai	-	37,71,345.70	15,15,983.00	52,87,328.70
Bhojpur	-	39,87,938.70	15,04,022.00	54,91,960.70
Buxar	-	16,70,142.70	4,82,794.00	21,52,936.70
Sheohar	-	31,82,598.00	2,385.00	31,84,983.00
Seikhpura	-	15,78,711.00	17,09,631.00	32,88,342.00
Araria	-	11,72,212.60	2,24,486.00	13,96,698.60
Arwal	-	22,59,274.85	2,13,402.00	24,72,676.85
Saran	-	16,59,360.50	37,357.00	16,96,717.50
Jehanabad	-	34,55,149.70	2,61,937.00	37,17,086.70
Lakhisarai	-	23,55,711.55	1,85,103.00	25,40,814.55
Kaimur	-	11,70,180.00	18,640.00	11,88,820.00
Vaishali	-	40,92,021.80	8,09,324.00	49,01,345.80
SPMU	4,89,17,497.00		52,40,972.00	5,41,58,469.00
(B)	4,89,17,497.00	3,58,09,263.47	1,58,27,789.40	10,05,54,549.87
Less: Expenses Capitalised	54,46,455.80			54,46,455.80
Total	4,34,71,041.20	3,58,09,263.47	1,58,27,789.40	9,51,08,094.07



BIHAR RURAL LIVELIHOODS PROMOTION SOCIETY
Schedules to the Income & Expenditure Account and Receipts & Payments Account

Schedule-13
Institutional Building and capacity Building

(Amount in Rs.)					
DPCU	Block Management Unit Costs (all c	Social Mobilization and Comm	Financial Inclusion Initiative	Community Investment sup	Total IBCB
NRLP Districts					
Bettiah	1,22,51,883.00	63,97,971.00	76,000.00	12,06,66,485.00	1,87,25,854.00
Bhagalpur	1,30,33,420.00	43,86,201.00	1,77,758.00	10,89,27,025.00	1,75,97,379.00
Darbhanga	1,40,60,879.00	56,80,638.00	4,46,108.00	10,76,36,822.00	2,01,87,625.00
Gopalganj	1,59,27,801.50	52,01,948.00	63,064.00	8,49,75,000.00	2,11,92,813.50
Jamui	1,02,29,533.50	55,42,128.00	5,37,087.00	7,76,27,603.00	1,63,08,748.50
Katihar	1,52,24,705.00	55,46,127.00	11,250.00	11,23,00,000.00	2,07,82,082.00
Motihari	1,49,71,426.00	46,23,481.00	1,03,101.00	7,69,73,727.00	1,96,98,008.00
Patna	1,33,84,221.00	29,32,067.00	1,02,167.00	9,64,52,117.50	1,64,18,455.00
Rohas	1,36,65,949.00	26,73,701.00	-	5,01,35,000.00	1,63,39,650.00
Samastipur	1,32,09,466.50	36,03,607.00	50,250.00	4,86,65,000.00	1,68,63,323.50
Sitamarhi	64,77,887.00	19,61,871.00	-	3,04,30,000.00	84,39,758.00
Saharsa	1,37,04,986.50	18,24,242.00	2,65,861.00	6,29,72,154.00	1,57,95,089.50
Madhepura	1,83,40,739.40	79,83,789.00	7,44,774.00	8,91,25,323.00	2,70,69,302.40
Supaul	2,09,32,858.00	1,20,96,187.00	3,86,102.00	4,34,25,000.00	3,34,15,147.00
Munger	1,08,96,037.24	37,38,994.00	2,09,249.00	8,22,75,000.00	1,48,44,280.24
Banka	71,73,784.84	27,24,996.00	49,564.00	7,20,75,000.00	99,48,344.84
Kishanganj	77,50,619.00	21,80,953.50	-	3,36,75,000.00	99,31,572.50
Aurangabad	81,11,918.00	17,04,582.00	-	4,38,75,000.00	98,16,500.00
Nawada	1,17,93,428.90	13,30,056.00	3,01,293.00	3,85,50,000.00	1,34,24,777.90
SPMU		12,82,711.00			12,82,711.00
(A)	24,11,41,543.38	8,34,16,250.50	35,23,628.00	1,38,07,61,256.50	32,80,81,421.88
Less:-Expenses Capitalised					48,95,393.20
Total	24,11,41,543.38	8,34,16,250.50	35,23,628.00	1,38,07,61,256.50	32,31,86,028.68
NRLM Districts					
Gaya		16,43,160.00		11,98,90,000.00	16,43,160.00
Khagaria				3,72,15,000.00	-
Madhubani				5,16,10,000.00	-
Motihari	4,42,24,241.00	1,18,64,023.00	1,42,720.00	20,21,47,773.00	5,62,30,984.00
Muzaffarpur	39,10,016.00			13,40,61,032.00	39,10,016.00
Nalanda				14,43,70,000.00	-
Nawada	2,56,12,543.45	72,42,445.00	1,80,276.00	16,40,88,920.00	3,30,35,264.45
				12,02,50,000.00	-
Saharsa	1,14,56,173.00	5,09,055.00	30,689.00	7,56,25,000.00	1,19,95,917.00
Supaul	86,41,883.00	22,27,600.00	73,278.00	5,92,00,000.00	1,09,42,761.00
Bhagalpur	1,85,16,446.72	63,78,786.00	-	8,99,74,775.00	2,48,95,232.72
Gopalganj	1,86,32,145.00	57,68,201.00	60,500.00	8,43,30,000.00	2,44,60,846.00
Jamui	1,17,52,634.00	56,22,949.00	1,45,563.00	8,80,50,000.00	1,75,21,146.00
Katihar	2,20,45,963.00	63,58,210.00	42,000.00	11,95,00,000.00	2,84,46,173.00
Munger	55,12,146.40	15,02,134.00	-	1,71,75,000.00	70,14,280.40
Madhepura	1,07,05,955.95	17,50,023.00	-	4,80,45,000.00	1,24,55,978.95
Rohas	1,84,01,476.00	39,33,777.00	-	8,23,25,000.00	2,23,35,253.00
Patna	3,91,75,026.00	65,30,151.00	2,17,099.00	17,02,85,270.00	4,59,22,276.00
Sitamarhi	1,73,48,961.00	64,19,808.00	46,285.00	8,10,70,000.00	2,38,15,054.00
Samastipur	3,11,30,769.85	52,43,982.00	2,830.00	21,14,23,876.00	3,63,77,581.85
Banka	46,82,464.92	19,94,896.00	-	2,76,75,000.00	66,77,360.92
Darbhanga	1,94,82,659.00	56,85,744.00	1,04,857.00	9,97,35,710.00	2,52,73,260.00
Kishanganj	31,54,905.00	6,29,896.00	-	57,00,000.00	37,84,801.00
Aurangabad	82,91,058.20	11,79,199.00	-	3,75,75,000.00	94,70,257.20
Bettiah	2,27,75,934.60	71,15,543.00	25,500.00	18,27,06,427.00	2,99,16,977.60
Siwan	1,64,34,008.00	14,51,989.00	-	5,04,00,000.00	1,78,85,997.00
Begusarai	2,32,30,733.00	22,05,950.00	4,838.00	9,18,75,000.00	2,54,41,521.00
Bhojpur	1,54,82,416.00	28,09,729.00	-	7,48,82,720.00	1,82,92,145.00
Buxar	1,65,55,355.50	22,42,429.00	2,705.00	2,98,50,000.00	1,88,00,489.50
Sheohar	55,95,763.00	14,16,171.00	-	1,17,00,000.00	70,11,934.00
Seikhpura	91,90,559.00	-	54,291.00	2,10,00,000.00	92,44,850.00
Araria	1,07,52,809.00	13,36,662.00	2,455.00	3,57,00,000.00	1,20,91,926.00
Arwal	89,03,985.10	20,99,427.00	9,000.00	4,06,50,000.00	1,10,12,412.10
Saran	2,22,15,967.55	19,70,344.00	-	5,28,00,000.00	2,41,86,311.55
Jehanabad	1,51,49,560.05	22,59,811.00	1,03,795.00	6,81,60,000.00	1,75,13,166.05
Lakhisarai	98,81,077.00	15,99,368.00	64,435.00	2,90,25,000.00	1,15,44,880.00
Kaimur	1,25,23,277.00	18,82,817.00	-	3,07,50,000.00	1,44,06,094.00
Vaishali	1,79,37,431.20	21,21,030.00	-	8,96,25,000.00	2,00,58,461.20
SPMU		56,94,032.00	7,350.00	60,11,412.00	57,01,382.00
(B)	52,93,06,343.49	11,86,89,341.00	13,20,466.00	3,08,64,57,915.00	64,93,16,150.49
Less:-Expenses Capitalised	4,44,79,722.70				4,44,79,722.70
Total	48,48,26,620.79	11,86,89,341.00	13,20,466.00	3,08,64,57,915.00	60,48,36,427.79



BIHAR RURAL LIVELIHOODS PROMOTION SOCIETY
Schedules to the Income & Expenditure Account and Receipts & Payments Account

Schedule-14

DPCU	Special Programs	
	for the year ended 31st March 2015	for the year ended 31st March 2014
		617209
Bettiah		25,64,092.00
Bhagalpur		21,17,950.00
Darbhanga		20,15,575.00
Gopalganj		18,56,194.00
Jamui		24,44,247.00
Katihar		15,03,927.00
Motihari		17,57,022.00
Patna		2,64,657.00
Rohas		19,73,986.00
Samastipur		14,55,931.00
Sitamarhi		7,96,540.00
Saharsa		8,04,599.00
Madhepura		10,57,055.00
Supaul		-
Banka	12,000.00	-
Munger		5,59,927.00
SPMU		
(A)	12,000.00	2,17,88,911.00
NRLM		
Nawada	23,80,645.00	-
Saharsa	12,765.00	-
Gopalganj	15,000.00	-
Patna	580.00	-
Sitamarhi	7,03,860.00	-
Samastipur	4,56,190.00	-
Darbhanga	1,18,020.00	-
Bettiah	2,15,610.00	-
SPMU	4,08,12,754.00	66,295.00
(B)	4,47,15,424.00	66,295.00
Schedule -15		
Particulars	for the year ended 31st March 2015	for the year ended 31st March 2014
Programme Investment		
Madhepura	1,25,656.00	91,084.00
Madhubani	4,10,000.00	-
Muzaffarpur	-	29,055.00
Nalanda	53,693.00	18,465.00
Purnia	82,785.00	3,24,735.00
Saharsa	265.00	-
Gaya	4,35,501.00	66,167.00
Khagaria	24,123.00	1,20,240.00
Supaul	22,470.00	-
SPMU	2,57,874.00	2,40,572.00
Total	14,12,367.00	8,90,318.00
Schedule 16		
Training and Capacity Building		
Madhepura	13,782.00	4,324.00
Muzaffarpur	1,54,85,535.00	24,190.00
Nalanda	31,348.00	-
Purnia	1,58,028.00	-
Khagaria	3,15,378.00	-
SPMU	4,52,240.00	-
Total	1,64,56,311.00	28,514.00
Schedule 17		
Project Implementaion Cost		
Madhepura	-	72,85,743.00
Madhubani	85,80,911.00	-
Muzaffarpur	3,15,64,240.00	1,186.00
Purnia	45,74,952.00	2,51,06,455.00
Saharsa	-	13,54,120.00
Supaul	36,56,007.00	51,390.00
Gaya	8,98,371.40	33.70
Khagaria	20,89,889.00	-
SPMU	-	-
Total	5,13,64,370.40	3,37,98,927.70



BIHAR RURAL LIVELIHOODS PROMOTION SOCIETY


JEEVIKA Statutory Audit Report 2014-15

Schedules to the Income and Expenditure Account

Schedule 18		
Bank Interest		(Amount in Rs.)
Bihar Rural Livelihoods Project		
Particulars	As at 31st March 2015	As at 31st March 2014
DPCU		
Purnia	39,55,974.00	16,23,610.00
Khagaria	14,32,991.00	16,84,058.00
Madhubani	45,58,119.00	16,77,471.00
Gaya	75,05,809.08	47,92,223.69
Nalanda	44,07,642.00	9,53,339.00
Muzaffarpur	46,19,995.50	21,18,046.00
(A)	2,64,80,530.58	1,28,48,747.69
SPMU		
	1,76,30,684.00	97,93,220.51
(B)	1,76,30,684.00	97,93,220.51
BRLP SUB TOTAL	4,41,11,214.58	2,26,41,968.20
KOSI		
DPCU Madhepura	-	
DPCU Supaul	-	
DPCU Saharsa	-	
SPMU	-	
(C)	-	-
NRLM/SRLM		
Gaya	6,69,980.00	32,50,501.00
Khagaria	23,02,617.00	31,06,636.00
Madhubani	88,18,071.00	99,38,014.00
Motihari	17,67,431.00	3,02,593.00
Muzaffarpur	37,44,220.00	1,04,12,725.00
Nalanda	82,23,627.00	1,07,85,008.00
Nawada	22,02,466.00	16,99,433.00
Purnia	83,63,811.00	1,17,39,079.00
Saharsa	26,76,158.00	25,27,212.00
Jamui	3,75,609.00	-
Gopalganj	8,02,279.00	-
Supaul	28,28,869.00	25,27,108.00
Katihar	12,43,108.00	67,315.00
Munger	1,71,255.00	-
Madhepura	6,70,311.00	-
Sitamarhi	1,93,212.00	6,467.00
Samastipur	9,87,057.65	17,053.00
Darbhanga	14,37,249.00	1,09,116.00
Betiah	14,30,756.00	28,668.00
Bhojpur	13,38,783.00	14,448.00
Buxar	9,20,978.00	10,276.00
Seikhpura	3,19,426.00	-
Araria	3,68,797.00	-
Arwal	3,39,237.00	-
Banka	6,70,773.00	
Seohar	1,04,252.00	
Bhagalpur	10,57,241.00	
Begusarai	20,43,065.00	
Siwan	3,71,139.00	
Kishanganj	47,919.00	
Lakhisarai	4,73,039.00	
Rohtas	12,44,911.00	
Patna	15,87,964.00	
Aurangabad	4,84,308.00	
Saran	2,54,555.00	
Kaimur	6,71,587.00	
Vaishali	2,75,355.00	



Jehanabad	5,34,985.00	19,28,91,025.00
SPMU	20,04,57,947.00	19,28,91,025.00
(D)	26,24,74,053.65	24,94,32,677.00
MKSP		
Madhepura	2,86,284.00	1,74,626.00
Madhubani	1,00,423.00	83,241.00
Muzaffarpur	14,72,356.00	2,92,867.00
Nalanda	2,74,526.00	3,73,638.00
Purnia	3,82,106.00	3,62,324.00
Saharsa	19,744.00	44,199.00
Supaul	1,17,436.00	1,31,103.00
Gaya	2,66,893.00	59,178.00
Khagaria	2,63,406.00	1,19,962.00
SPMU	64,48,094.99	1,36,50,240.01
(E)	96,31,268.99	1,52,91,378.01
NRLP		
DPCU		
Bettiah	11,66,000.00	14,41,764.00
Bhagalpur	8,72,235.00	15,38,679.00
Darbhanga	7,97,053.00	14,06,956.00
Gopalganj	7,04,472.00	13,95,472.00
Jamui	6,23,982.00	14,21,372.00
Katihar	9,37,603.00	14,28,331.00
Motihari	25,37,571.00	2,31,090.00
Patna	10,62,542.00	14,64,578.00
Rohas	9,41,479.00	15,22,009.00
Samastipur	5,56,741.00	1,47,477.00
Sitamarhi	9,01,090.00	11,05,771.00
Saharsa	16,78,136.00	16,33,823.00
Madhepura	28,18,809.00	18,07,736.00
Supaul	21,18,471.00	33,15,347.00
Munger	5,20,366.00	21,727.00
Banka	5,43,083.00	-
kisanganj	4,22,293.00	-
Aurangabad	4,94,152.00	-
Nawada	9,36,953.00	-
SPMU	1,15,93,727.00	3,17,60,774.00
(F)	3,22,26,758.00	5,16,42,906.00
Total (A+B+C+D+E+F)	34,84,43,295.22	33,90,08,929.21




BIHAR RURAL LIVELIHOODS PROMOTION SOCIETY

JEEVIKA Statutory Audit Report 2014-15

Schedules to the Income and Expenditure Account

Schedule 19		
(Amount in Rs.)		
Particulars	As at 31st March 2015	As at 31st March 2014
Miscellaneous Income		
BRLP		
SPMU	1,23,692.00	23,842.00
(A)	1,23,692.00	23,842.00
DPCU & BPIU		
Purnia	74,345.00	
Khagaria	58,170.00	10,350.00
Madhubani	50,854.00	50,204.00
Gaya	14,351.00	9,619.00
Nalanda	65,124.00	13,024.00
Muzaffarpur	1,17,062.00	55,511.00
(B)	3,79,906.00	1,38,708.00
NRLM		
Other Income (C)	8,91,768.50	
(C)	8,91,768.50	-
NRLP		
Other Income (D)	68,363.45	75,371.00
Total (A+B+C+D)	14,63,729.95	2,37,921.00



BIHAR RURAL LIVELIHOODS PROMOTION SOCIETY (BRLPS)

Schedule-20

Significant Accounting Policies and Notes to Accounts

1. Overview of the organization

Bihar Rural Livelihoods Promotion Society (BRLPS) is a non-profit organization registered under the Societies Registration Act, 1860 and is promoted by the Government of Bihar to address rural poverty in the state of Bihar in joint collaboration with the World Bank. The Society has implemented the following projects till the end of March, 2015:

- a) Bihar Rural Livelihoods Project (BRLP-World Bank Project)
- b) Mahila Kisan Sashaktikaran Pariyojana (MKSP-National Institute of Rural Development)
- c) National Rural Livelihoods Mission (NRLM)
- d) National Rural Livelihoods Project (NRLP)

2. Projects/Activities under implementation

During the financial year, the Society has implemented the above projects/activities namely BRLP, MKSP, NRLM and NRLP. The Society has received funds from the following agencies during the financial year 2014-15 for execution of these projects/activities:

SL No	Agencies from which fund received	Project/ Activities	Amount (Rs)	Objectives
1	Govt. of Bihar	Bihar Rural Livelihoods Project (BRLP)- Additional Finance	Rs. 351,88,00,000/-	The project aims to enhance social and economic empowerment of rural poor, especially women, by creating Self Managed Community Institutions.
2	UNICEF	Sanitation Activities	-	To provide support for Total Sanitation Campaign (TSC) implementation through

SL No	Agencies from which fund received	Project/ Activities	Amount (Rs)	Objectives
				women SHG in Nalanda, Gaya & Purnea districts.
3.	Department of Animal Husbandry & Fish Resource, Govt. of Bihar	Rural Backyard Poultry Development	Rs.6,52,00,000/-	To provide low-input variety coloured chicks and establishment of mother units to beneficiaries under Rural Backyard Poultry Development Scheme
4.	Women Development Corporation, Bihar (WDC)	Implementation of Gram Varta Programmes supported by DFID-SWASTH Programme	Rs. 96,57,754/-	Engage SHGs for community mobilization through Gram Varta and organize training programmes to promote positive health, nutrition & sanitation practices.
5	Non Timber Forest Produce (NTFP)- Tasar Silk (Govt. of India- NIRD, Mord)	Mahila Kisan Sashaktikaran Pariyojana (MKSP)	Rs.66,90,000/-	To empower the tribal women NTFP collectors.
6	SGSY, DRDA, Govt. of Bihar	National Rural Livelihood Mission (NRLM)	Rs.295,96,07,741.78	For implementation of National Rural Livelihood Mission in Bihar State
7	Govt. of Bihar (NRLP)	Livelihood Activities (NRLP)	-	For implementation of National Rural Livelihood Project in Bihar State
8	NABARD	Livelihood Activities	-	The project aims to enhance social and economic empowerment of rural poor, especially women, by creating Self Managed Community Institutions.

3. Unspent fund to be utilized

The following unspent amount included in Restricted Fund relating to the following departments/ funding agencies is to be utilized:-

- Department of Agriculture, Government of Bihar Rs.8,667/-
- National Food Security Mission (Government of Bihar) Rs.23,92,152.78/-
- Department of Animal Husbandry & Fish Resources Rs.80,64,68,294/-
- UNICEF Rs. 12,90,321/-
- NABARD Rs.150,00,000/-
- WDC Rs.1,57,70,563/-

4. Basis of Preparation of Financial Statements

The Financial Statements have been maintained on double entry system adopting cash basis of accounting. Financial Statements are prepared in accordance with the Generally Accepted Accounting Principles including Accounting Standards followed in India to the extent applicable.

Preparation of the financial statements are in conformity with the Generally Accepted Accounting Principles requires the management to make estimates and assumptions that affect the reported amounts of assets and liabilities on the date of financial statements and reported amount of revenues and expenses for the year. Estimates are based on assumptions that management believes are reasonable under the circumstances.

5. Fixed Assets and Depreciation

Fixed Assets acquired have been valued at cost including all direct costs i.e., purchase price, transportation expenses, installation charges and other expenditure incurred for bringing the fixed assets in working condition, including expenditure incurred prior to its first use. Memorandum records are maintained to exercise physical control over the assets.

No depreciation has been charged on the fixed assets in the financial statements.

6. Revenue Recognition

BRLPS received funds from the Government of Bihar, Ministry of Rural Development (MORD), National Institute of Rural Development (NIRD), UNICEF, WDC, NFSM, Department of Agriculture- Govt. of Bihar, Department of Animal Husbandry & Fish Resources- Govt. of Bihar NABARD for specified purpose.

Fund received from the donors has been recognized as income to the extent of the revenue expenditure made during the year after considering the Bank Interest earned and Miscellaneous Income and the unutilized balance is shown as a part of the Restricted Fund. For expenditure incurred on Fixed Assets, a corresponding amount has been transferred to the Capital Reserve Fund.

Interest earned on bank deposits during the project period is treated as project fund and accounted on receipt basis. Gross interest earned has been disclosed as "Bank Interest" (Schedule 18) and TDS deducted thereon has been shown as "TDS Receivable"

7. Common Expenses

The Society has been implementing various projects. Expenditure directly related to a particular project is allocated to the concerned project. Moreover, certain common expenditures have been incurred by the SPMU for the projects. In the financial year 2014-15, Society has apportioned common expenditure in the nature of Community Institution Development and Project Management in the ratio of 102:432 between BRLP and NRLP respectively.

8. Valuation of Stocks

Materials and office supplies acquired for the program are charged as expenditure at the time of payment. Memorandum Stock Register is maintained to control over the store item.

9. Expenditure Incurred by Technical Service Agencies and Support Organizations

MOUs/Agreements have been entered with the Technical Service Agencies and Support Organizations. Payments against such contracts which are output based are charged to expenditure since these are linked to completion of pre-determined milestones.

10. Accounting of Fund Disbursed to SHGs

Funds released to Self Help Groups (SHGs) under Community Investment Fund/Support (CIF/CIS) are charged to the Income & Expenditure Account by the Society. As per Project Implementation Plan the said disbursed amount will be considered as loan. Moreover, SHGs will return the said amount to the CLFs/BLFs through concerned VOs and no transaction will be held between SHGs and the Society at the time of refund of loan and rotation. Hence, the Society has charged the amount under Income & Expenditure during the year of disbursement.

11. Fund transferred for livelihood activities as Advance to Village Organizations (VOs) and expenditure has been booked on adjustment of such advances on the basis of Utilization Certificates submitted.
12. Previous year's figures have been regrouped where necessary to conform to this period's classifications.


For Amit Ray & Co
Chartered Accountants
FRN-000483C




Tanu Singhal
Partner
M.No. 413856

Patna
September 18, 2015

For and on behalf of
Bihar Rural Livelihood Promotion Society



Ranjit Kumar
Chief Finance
Officer



Dr. N. Vijaya Lakshmi
Project Director-cum-Chief
Executive Officer



JEEVIKA
Bihar Rural Livelihoods Promotion Society
State Rural Livelihoods Mission

Vidhyut Bhawan - II, Bailey Road, Patna - 800 021
Tele/Fax : +91 612 250 49 80/60; Website : www.brllp.in

